

Ürün yetkinliği

Delme

_KARBÜR MATKAP DC160 ADVANCE

X-treme Evo – Yeni nesil delme.

Yeni!
KOMPLE
PROGRAM



Walter yenilikleri standartları belirler.



Walter yenilikleri dünya çapında standartları belirler

Metal işleme takımlarının premium üreticisi olarak Walter dünya çapında müşteri ve kullanıcılar arasında mükemmel bir üne sahiptir. Freze gövdeleri ve kesici uçlarda, yeni matkap konseptleri veya çok kademeli diş frezeleri: Walter sektördeki tornalama, frezeleme, delme ve vida dişi açma alanlarında standartları belirliyor. Bizden satın alınan ürünlerin %35'ten fazlası 5 yıldan daha yenidir. Yeniliklerimizle Walter takımlarının gelecekte de en iyilerin arasında olmasını amaçlıyoruz.

Dolu malzemede delik delme – B1












Karbür matkaplar	Ürün programına genel bakış	4
	Karbür matkaplar – içten soğutmalı	5
	Dıştan soğutmalı karbür matkaplar	31

Teknik bilgi – B1

Karbür matkaplar	Kesme değerleri	46
------------------	-----------------	----






Karbür matkaplar ürün programına genel bakış

Karbür matkaplar – içten soğutmalı

İşleme									
	3 x D _c	3 x D _c	5 x D _c	8 x D _c	12 x D _c	16 x D _c	20 x D _c	25 x D _c	30 x D _c
Delik derinliği	3 x D _c	3 x D _c	5 x D _c	8 x D _c	12 x D _c	16 x D _c	20 x D _c	25 x D _c	30 x D _c
Tanım	DC260 Advance X-treme Evo	DC160 Advance X-treme Evo	DC160 Advance X-treme Evo	DC160 Advance X-treme Evo	DC160 Advance X-treme Evo	DC160 Advance X-treme Evo	DC160 Advance X-treme Evo	DC160 Advance X-treme Evo	DC160 Advance X-treme Evo
Standart	Walter	DIN 6537 K	DIN 6537 L	Walter	Walter	Walter	Walter	Walter	Walter
Çap aralığı [mm]	3,3–14	3–20	3–25	3–20	3–20	3–16	3–16	3–12	3–12
Sayfa	5	6	13	21	24	27	28	29	30
									

Karbür matkaplar ürün programına genel bakış

Dıştan soğutmalı karbür matkaplar

İşleme			
	3 x D _c	3 x D _c	5 x D _c
Delik derinliği	3 x D _c	3 x D _c	5 x D _c
Tanım	DC260 Advance X-treme Evo	DC160 Advance X-treme Evo	DC160 Advance X-treme Evo
Standart	Walter	DIN 6537 K	DIN 6537 L
Çap aralığı [mm]	3,3–14,5	3–20	3–25
Sayfa	31	32	39
			

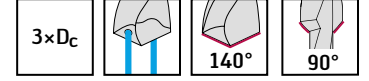
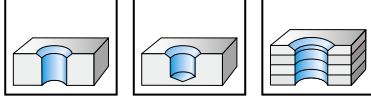
Soğutma kanallı karbür pah kırma matkapları

DC260 Advance

X-treme Evo



- Kademe boyu DIN 8378 standardına uygun
- Vida dişi ön deliği için



	P	M	K	N	S	H	O
WJ30ET	●	●	●	●	●	●	●

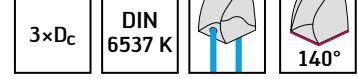
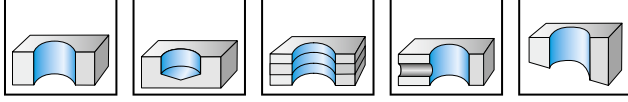
	Tanım	Uygun vida dişi	D _c m7 mm	d ₁₀ h7 mm	L _c mm	l ₁ mm	l ₂ mm	l ₅ mm	d ₁ h6 mm	WJ30ET
Şaft DIN 6535 HA	DC260-03-03.300A1-	M 4	3,3	5	11	66	28	36	6	●
	DC260-03-04.200A1-	M 5	4,2	6	14	66	28	36	6	●
	DC260-03-05.000A1-	M 6	5	8	17	79	41	36	8	●
	DC260-03-06.800A1-	M 8	6,8	10	21	89	47	40	10	●
	DC260-03-08.500A1-	M 10	8,5	12	26	102	55	45	12	●
	DC260-03-10.200A1-	M 12	10,2	14	30	107	60	45	14	●
	DC260-03-12.000A1-	M 14	12	16	35	115	65	48	16	●
	DC260-03-14.000A1-	M 16	14	18	39	123	73	48	18	●
Şaft DIN 6535 HE	DC260-03-03.300F1-	M 4	3,3	5	11	66	28	36	6	●
	DC260-03-04.200F1-	M 5	4,2	6	14	66	28	36	6	●
	DC260-03-05.000F1-	M 6	5	8	17	79	41	36	8	●
	DC260-03-06.800F1-	M 8	6,8	10	21	89	47	40	10	●
	DC260-03-08.500F1-	M 10	8,5	12	26	102	55	45	12	●
	DC260-03-10.200F1-	M 12	10,2	14	30	107	60	45	14	●
	DC260-03-12.000F1-	M 14	12	16	35	115	65	48	16	●
	DC260-03-14.000F1-	M 16	14	18	39	123	73	48	18	●

Kalite WJ30ET için sipariş örneği: DC260-03-03.300A1-WJ30ET

İçten soğutmalı karbür matkaplar

DC160 Advance

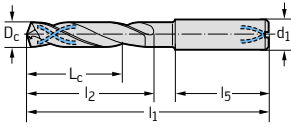
X-treme Evo



P	M	K	N	S	H	O
●	●	●	●	●	●	●

Tanım	D _c m7 mm	D _c inç/No.	L _c mm	l ₁ mm	l ₂ mm	l ₅ mm	d ₁ h6 mm	WJ30ET
DC160-03-03.000A1-	3		14	62	20	36	6	●
DC160-03-03.100A1-	3,1		14	62	20	36	6	●
DC160-03-03.175A1-	3,175	1/8"	14	62	20	36	6	●
DC160-03-03.200A1-	3,2		14	62	20	36	6	●
DC160-03-03.250A1-	3,25		14	62	20	36	6	●
DC160-03-03.300A1-	3,3		14	62	20	36	6	●
DC160-03-03.400A1-	3,4		14	62	20	36	6	●
DC160-03-03.500A1-	3,5		14	62	20	36	6	●
DC160-03-03.572A1-	3,572	9/64"	14	62	20	36	6	●
DC160-03-03.600A1-	3,6		14	62	20	36	6	●
DC160-03-03.650A1-	3,65		14	62	20	36	6	●
DC160-03-03.700A1-	3,7		14	62	20	36	6	●
DC160-03-03.800A1-	3,8		17	66	24	36	6	●
DC160-03-03.900A1-	3,9		17	66	24	36	6	●
DC160-03-03.969A1-	3,969	5/32"	17	66	24	36	6	●
DC160-03-04.000A1-	4		17	66	24	36	6	●
DC160-03-04.100A1-	4,1		17	66	24	36	6	●
DC160-03-04.200A1-	4,2		17	66	24	36	6	●
DC160-03-04.300A1-	4,3		17	66	24	36	6	●
DC160-03-04.366A1-	4,366	11/64"	17	66	24	36	6	●
DC160-03-04.400A1-	4,4		17	66	24	36	6	●
DC160-03-04.500A1-	4,5		17	66	24	36	6	●
DC160-03-04.600A1-	4,6		17	66	24	36	6	●
DC160-03-04.650A1-	4,65		17	66	24	36	6	●
DC160-03-04.700A1-	4,7		17	66	24	36	6	●
DC160-03-04.763A1-	4,763	3/16"	20	66	28	36	6	●
DC160-03-04.800A1-	4,8		20	66	28	36	6	●
DC160-03-04.900A1-	4,9		20	66	28	36	6	●
DC160-03-05.000A1-	5		20	66	28	36	6	●
DC160-03-05.100A1-	5,1		20	66	28	36	6	●
DC160-03-05.159A1-	5,159	13/64"	20	66	28	36	6	●
DC160-03-05.200A1-	5,2		20	66	28	36	6	●
DC160-03-05.300A1-	5,3		20	66	28	36	6	●
DC160-03-05.400A1-	5,4		20	66	28	36	6	●
DC160-03-05.500A1-	5,5		20	66	28	36	6	●
DC160-03-05.550A1-	5,55		20	66	28	36	6	●
DC160-03-05.556A1-	5,556	7/32"	20	66	28	36	6	●
DC160-03-05.600A1-	5,6		20	66	28	36	6	●
DC160-03-05.700A1-	5,7		20	66	28	36	6	●
DC160-03-05.800A1-	5,8		20	66	28	36	6	●
DC160-03-05.900A1-	5,9		20	66	28	36	6	●
DC160-03-05.953A1-	5,953	15/64"	20	66	28	36	6	●
DC160-03-06.000A1-	6		20	66	28	36	6	●

Saft DIN 6535 HA



Kalite WJ30ET için sipariş örneği: DC160-03-03.000A1-WJ30ET

devamı



devamı

Tanım	D _c m7 mm	D _c İnç/No.	L _c mm	l ₁ mm	l ₂ mm	l ₅ mm	d ₁ h6 mm	WJ30ET
Şaft DIN 6535 HA	DC160-03-06.100A1-	6,1	24	79	34	36	8	☺
	DC160-03-06.200A1-	6,2	24	79	34	36	8	☺
	DC160-03-06.300A1-	6,3	24	79	34	36	8	☺
	DC160-03-06.350A1-	6,35	1/4"	24	79	34	8	☺
	DC160-03-06.400A1-	6,4	24	79	34	36	8	☺
	DC160-03-06.500A1-	6,5	24	79	34	36	8	☺
	DC160-03-06.600A1-	6,6	24	79	34	36	8	☺
	DC160-03-06.700A1-	6,7	24	79	34	36	8	☺
	DC160-03-06.747A1-	6,747	17/64"	24	79	34	8	☺
	DC160-03-06.800A1-	6,8	24	79	34	36	8	☺
	DC160-03-06.900A1-	6,9	24	79	34	36	8	☺
	DC160-03-07.000A1-	7	24	79	34	36	8	☺
	DC160-03-07.100A1-	7,1	29	79	41	36	8	☺
	DC160-03-07.144A1-	7,144	9/32"	29	79	41	8	☺
	DC160-03-07.200A1-	7,2	29	79	41	36	8	☺
	DC160-03-07.300A1-	7,3	29	79	41	36	8	☺
	DC160-03-07.400A1-	7,4	29	79	41	36	8	☺
	DC160-03-07.500A1-	7,5	29	79	41	36	8	☺
	DC160-03-07.541A1-	7,541	19/64"	29	79	41	8	☺
	DC160-03-07.550A1-	7,55	29	79	41	36	8	☺
	DC160-03-07.600A1-	7,6	29	79	41	36	8	☺
	DC160-03-07.700A1-	7,7	29	79	41	36	8	☺
	DC160-03-07.800A1-	7,8	29	79	41	36	8	☺
	DC160-03-07.900A1-	7,9	29	79	41	36	8	☺
	DC160-03-07.938A1-	7,938	5/16"	29	79	41	8	☺
	DC160-03-08.000A1-	8	29	79	41	36	8	☺
	DC160-03-08.100A1-	8,1	35	89	47	40	10	☺
	DC160-03-08.200A1-	8,2	35	89	47	40	10	☺
	DC160-03-08.300A1-	8,3	35	89	47	40	10	☺
	DC160-03-08.334A1-	8,334	21/64"	35	89	47	10	☺
	DC160-03-08.400A1-	8,4	35	89	47	40	10	☺
	DC160-03-08.500A1-	8,5	35	89	47	40	10	☺
	DC160-03-08.600A1-	8,6	35	89	47	40	10	☺
	DC160-03-08.700A1-	8,7	35	89	47	40	10	☺
	DC160-03-08.731A1-	8,731	11/32"	35	89	47	10	☺
	DC160-03-08.800A1-	8,8	35	89	47	40	10	☺
	DC160-03-08.900A1-	8,9	35	89	47	40	10	☺
	DC160-03-09.000A1-	9	35	89	47	40	10	☺
	DC160-03-09.100A1-	9,1	35	89	47	40	10	☺
	DC160-03-09.128A1-	9,128	23/64"	35	89	47	10	☺
	DC160-03-09.200A1-	9,2	35	89	47	40	10	☺
	DC160-03-09.300A1-	9,3	35	89	47	40	10	☺
	DC160-03-09.400A1-	9,4	35	89	47	40	10	☺
	DC160-03-09.500A1-	9,5	35	89	47	40	10	☺
	DC160-03-09.525A1-	9,525	3/8"	35	89	47	10	☺
	DC160-03-09.550A1-	9,55	35	89	47	40	10	☺
	DC160-03-09.600A1-	9,6	35	89	47	40	10	☺
	DC160-03-09.700A1-	9,7	35	89	47	40	10	☺
	DC160-03-09.800A1-	9,8	35	89	47	40	10	☺
	DC160-03-09.900A1-	9,9	35	89	47	40	10	☺
	DC160-03-09.922A1-	9,922	25/64"	35	89	47	10	☺
	DC160-03-10.000A1-	10	35	89	47	40	10	☺
	DC160-03-10.100A1-	10,1	40	102	55	45	12	☺
	DC160-03-10.200A1-	10,2	40	102	55	45	12	☺
	DC160-03-10.300A1-	10,3	40	102	55	45	12	☺
	DC160-03-10.319A1-	10,319	13/32"	40	102	55	12	☺
	DC160-03-10.400A1-	10,4	40	102	55	45	12	☺
	DC160-03-10.500A1-	10,5	40	102	55	45	12	☺
	DC160-03-10.600A1-	10,6	40	102	55	45	12	☺
	DC160-03-10.700A1-	10,7	40	102	55	45	12	☺
	DC160-03-10.716A1-	10,716	27/64"	40	102	55	12	☺

Kalite WJ30ET için sipariş örneği: DC160-03-03.000A1-WJ30ET

devamı

devamı

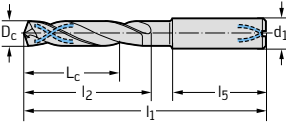
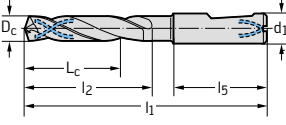
Tanım	D _c m7 mm	D _c inç/No.	L _c mm	l ₁ mm	l ₂ mm	l ₅ mm	d ₁ h6 mm	WJ30ET
Şaft DIN 6535 HA	DC160-03-10.800A1-	10,8	40	102	55	45	12	☺
	DC160-03-10.900A1-	10,9	40	102	55	45	12	☺
	DC160-03-11.000A1-	11	40	102	55	45	12	☺
	DC160-03-11.100A1-	11,1	40	102	55	45	12	☺
	DC160-03-11.113A1-	11,113	40	102	55	45	12	☺
	DC160-03-11.200A1-	11,2	40	102	55	45	12	☺
	DC160-03-11.300A1-	11,3	40	102	55	45	12	☺
	DC160-03-11.400A1-	11,4	40	102	55	45	12	☺
	DC160-03-11.500A1-	11,5	40	102	55	45	12	☺
	DC160-03-11.509A1-	11,509	29/64"	40	102	55	12	☺
	DC160-03-11.550A1-	11,55	40	102	55	45	12	☺
	DC160-03-11.600A1-	11,6	40	102	55	45	12	☺
	DC160-03-11.700A1-	11,7	40	102	55	45	12	☺
	DC160-03-11.800A1-	11,8	40	102	55	45	12	☺
	DC160-03-11.900A1-	11,9	40	102	55	45	12	☺
	DC160-03-11.906A1-	11,906	15/32"	40	102	55	12	☺
	DC160-03-12.000A1-	12	40	102	55	45	12	☺
	DC160-03-12.100A1-	12,1	43	107	60	45	14	☺
	DC160-03-12.200A1-	12,2	43	107	60	45	14	☺
	DC160-03-12.250A1-	12,25	43	107	60	45	14	☺
	DC160-03-12.300A1-	12,3	43	107	60	45	14	☺
	DC160-03-12.303A1-	12,303	31/64"	43	107	60	14	☺
	DC160-03-12.400A1-	12,4	43	107	60	45	14	☺
	DC160-03-12.500A1-	12,5	43	107	60	45	14	☺
	DC160-03-12.600A1-	12,6	43	107	60	45	14	☺
	DC160-03-12.700A1-	12,7	1/2"	43	107	60	14	☺
	DC160-03-12.750A1-	12,75	43	107	60	45	14	☺
	DC160-03-12.800A1-	12,8	43	107	60	45	14	☺
	DC160-03-12.900A1-	12,9	43	107	60	45	14	☺
	DC160-03-13.000A1-	13	43	107	60	45	14	☺
	DC160-03-13.100A1-	13,1	43	107	60	45	14	☺
	DC160-03-13.200A1-	13,2	43	107	60	45	14	☺
	DC160-03-13.300A1-	13,3	43	107	60	45	14	☺
	DC160-03-13.400A1-	13,4	43	107	60	45	14	☺
	DC160-03-13.494A1-	13,494	17/32"	43	107	60	14	☺
	DC160-03-13.500A1-	13,5	43	107	60	45	14	☺
	DC160-03-13.600A1-	13,6	43	107	60	45	14	☺
	DC160-03-13.700A1-	13,7	43	107	60	45	14	☺
	DC160-03-13.800A1-	13,8	43	107	60	45	14	☺
	DC160-03-13.900A1-	13,9	43	107	60	45	14	☺
	DC160-03-14.000A1-	14	43	107	60	45	14	☺
	DC160-03-14.100A1-	14,1	45	115	65	48	16	☺
	DC160-03-14.200A1-	14,2	45	115	65	48	16	☺
	DC160-03-14.288A1-	14,288	9/16"	45	115	65	16	☺
	DC160-03-14.300A1-	14,3	45	115	65	48	16	☺
	DC160-03-14.400A1-	14,4	45	115	65	48	16	☺
	DC160-03-14.500A1-	14,5	45	115	65	48	16	☺
	DC160-03-14.600A1-	14,6	45	115	65	48	16	☺
	DC160-03-14.700A1-	14,7	45	115	65	48	16	☺
	DC160-03-14.750A1-	14,75	45	115	65	48	16	☺
	DC160-03-14.800A1-	14,8	45	115	65	48	16	☺
	DC160-03-15.000A1-	15	45	115	65	48	16	☺
	DC160-03-15.100A1-	15,1	45	115	65	48	16	☺
	DC160-03-15.200A1-	15,2	45	115	65	48	16	☺
	DC160-03-15.300A1-	15,3	45	115	65	48	16	☺
	DC160-03-15.500A1-	15,5	45	115	65	48	16	☺
	DC160-03-15.600A1-	15,6	45	115	65	48	16	☺

Kalite WJ30ET için sipariş örneği: DC160-03-03.000A1-WJ30ET

devamı



devamı

	Tanım	D _c m7 mm	D _c inç/No.	L _c mm	l ₁ mm	l ₂ mm	l ₅ mm	d ₁ h6 mm	WJ30ET
Şaft DIN 6535 HA 	DC160-03-15.700A1-	15,7		45	115	65	48	16	⊗
	DC160-03-15.800A1-	15,8		45	115	65	48	16	⊗
	DC160-03-15.875A1-	15,875	5/8"	45	115	65	48	16	⊗
	DC160-03-15.900A1-	15,9		45	115	65	48	16	⊗
	DC160-03-16.000A1-	16		45	115	65	48	16	⊗
	DC160-03-16.100A1-	16,1		51	123	73	48	18	⊗
	DC160-03-16.200A1-	16,2		51	123	73	48	18	⊗
	DC160-03-16.300A1-	16,3		51	123	73	48	18	⊗
	DC160-03-16.400A1-	16,4		51	123	73	48	18	⊗
	DC160-03-16.500A1-	16,5		51	123	73	48	18	⊗
	DC160-03-16.600A1-	16,6		51	123	73	48	18	⊗
	DC160-03-16.700A1-	16,7		51	123	73	48	18	⊗
	DC160-03-16.750A1-	16,75		51	123	73	48	18	⊗
	DC160-03-16.800A1-	16,8		51	123	73	48	18	⊗
	DC160-03-17.000A1-	17		51	123	73	48	18	⊗
	DC160-03-17.200A1-	17,2		51	123	73	48	18	⊗
	DC160-03-17.300A1-	17,3		51	123	73	48	18	⊗
	DC160-03-17.500A1-	17,5		51	123	73	48	18	⊗
	DC160-03-17.600A1-	17,6		51	123	73	48	18	⊗
	DC160-03-17.700A1-	17,7		51	123	73	48	18	⊗
DC160-03-17.800A1-	17,8		51	123	73	48	18	⊗	
DC160-03-18.000A1-	18		51	123	73	48	18	⊗	
DC160-03-18.200A1-	18,2		55	131	79	50	20	⊗	
DC160-03-18.500A1-	18,5		55	131	79	50	20	⊗	
DC160-03-18.700A1-	18,7		55	131	79	50	20	⊗	
DC160-03-18.800A1-	18,8		55	131	79	50	20	⊗	
DC160-03-19.000A1-	19		55	131	79	50	20	⊗	
DC160-03-19.050A1-	19,05	3/4"	55	131	79	50	20	⊗	
DC160-03-19.500A1-	19,5		55	131	79	50	20	⊗	
DC160-03-19.700A1-	19,7		55	131	79	50	20	⊗	
DC160-03-19.800A1-	19,8		55	131	79	50	20	⊗	
DC160-03-20.000A1-	20		55	131	79	50	20	⊗	
Şaft DIN 6535 HE 	DC160-03-03.000F1-	3		14	62	20	36	6	⊗
	DC160-03-03.100F1-	3,1		14	62	20	36	6	⊗
	DC160-03-03.200F1-	3,2		14	62	20	36	6	⊗
	DC160-03-03.250F1-	3,25		14	62	20	36	6	⊗
	DC160-03-03.300F1-	3,3		14	62	20	36	6	⊗
	DC160-03-03.400F1-	3,4		14	62	20	36	6	⊗
	DC160-03-03.500F1-	3,5		14	62	20	36	6	⊗
	DC160-03-03.600F1-	3,6		14	62	20	36	6	⊗
	DC160-03-03.650F1-	3,65		14	62	20	36	6	⊗
	DC160-03-03.700F1-	3,7		14	62	20	36	6	⊗
	DC160-03-03.800F1-	3,8		17	66	24	36	6	⊗
	DC160-03-03.900F1-	3,9		17	66	24	36	6	⊗
	DC160-03-04.000F1-	4		17	66	24	36	6	⊗
	DC160-03-04.100F1-	4,1		17	66	24	36	6	⊗
	DC160-03-04.200F1-	4,2		17	66	24	36	6	⊗
	DC160-03-04.300F1-	4,3		17	66	24	36	6	⊗
	DC160-03-04.400F1-	4,4		17	66	24	36	6	⊗
	DC160-03-04.500F1-	4,5		17	66	24	36	6	⊗
	DC160-03-04.600F1-	4,6		17	66	24	36	6	⊗
	DC160-03-04.650F1-	4,65		17	66	24	36	6	⊗
	DC160-03-04.700F1-	4,7		17	66	24	36	6	⊗
	DC160-03-04.800F1-	4,8		20	66	28	36	6	⊗
	DC160-03-04.900F1-	4,9		20	66	28	36	6	⊗
	DC160-03-05.000F1-	5		20	66	28	36	6	⊗
	DC160-03-05.100F1-	5,1		20	66	28	36	6	⊗
	DC160-03-05.200F1-	5,2		20	66	28	36	6	⊗
	DC160-03-05.300F1-	5,3		20	66	28	36	6	⊗
DC160-03-05.400F1-	5,4		20	66	28	36	6	⊗	
DC160-03-05.500F1-	5,5		20	66	28	36	6	⊗	

Kalite WJ30ET için sipariş örneği: DC160-03-03.000A1-WJ30ET

devamı

devamı

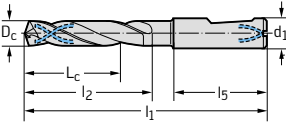
Tanım	D _c m7 mm	D _c inç/No.	L _c mm	l ₁ mm	l ₂ mm	l ₅ mm	d ₁ h6 mm	WJ30ET
Şaft DIN 6535 HE								
DC160-03-05.550F1-	5,55		20	66	28	36	6	☺
DC160-03-05.600F1-	5,6		20	66	28	36	6	☺
DC160-03-05.700F1-	5,7		20	66	28	36	6	☺
DC160-03-05.800F1-	5,8		20	66	28	36	6	☺
DC160-03-05.900F1-	5,9		20	66	28	36	6	☺
DC160-03-06.000F1-	6		20	66	28	36	6	☺
DC160-03-06.100F1-	6,1		24	79	34	36	8	☺
DC160-03-06.200F1-	6,2		24	79	34	36	8	☺
DC160-03-06.300F1-	6,3		24	79	34	36	8	☺
DC160-03-06.400F1-	6,4		24	79	34	36	8	☺
DC160-03-06.500F1-	6,5		24	79	34	36	8	☺
DC160-03-06.600F1-	6,6		24	79	34	36	8	☺
DC160-03-06.700F1-	6,7		24	79	34	36	8	☺
DC160-03-06.800F1-	6,8		24	79	34	36	8	☺
DC160-03-06.900F1-	6,9		24	79	34	36	8	☺
DC160-03-07.000F1-	7		24	79	34	36	8	☺
DC160-03-07.100F1-	7,1		29	79	41	36	8	☺
DC160-03-07.200F1-	7,2		29	79	41	36	8	☺
DC160-03-07.300F1-	7,3		29	79	41	36	8	☺
DC160-03-07.400F1-	7,4		29	79	41	36	8	☺
DC160-03-07.500F1-	7,5		29	79	41	36	8	☺
DC160-03-07.550F1-	7,55		29	79	41	36	8	☺
DC160-03-07.600F1-	7,6		29	79	41	36	8	☺
DC160-03-07.700F1-	7,7		29	79	41	36	8	☺
DC160-03-07.800F1-	7,8		29	79	41	36	8	☺
DC160-03-07.900F1-	7,9		29	79	41	36	8	☺
DC160-03-08.000F1-	8		29	79	41	36	8	☺
DC160-03-08.100F1-	8,1		35	89	47	40	10	☺
DC160-03-08.200F1-	8,2		35	89	47	40	10	☺
DC160-03-08.300F1-	8,3		35	89	47	40	10	☺
DC160-03-08.400F1-	8,4		35	89	47	40	10	☺
DC160-03-08.500F1-	8,5		35	89	47	40	10	☺
DC160-03-08.600F1-	8,6		35	89	47	40	10	☺
DC160-03-08.700F1-	8,7		35	89	47	40	10	☺
DC160-03-08.800F1-	8,8		35	89	47	40	10	☺
DC160-03-08.900F1-	8,9		35	89	47	40	10	☺
DC160-03-09.000F1-	9		35	89	47	40	10	☺
DC160-03-09.100F1-	9,1		35	89	47	40	10	☺
DC160-03-09.200F1-	9,2		35	89	47	40	10	☺
DC160-03-09.300F1-	9,3		35	89	47	40	10	☺
DC160-03-09.400F1-	9,4		35	89	47	40	10	☺
DC160-03-09.500F1-	9,5		35	89	47	40	10	☺
DC160-03-09.550F1-	9,55		35	89	47	40	10	☺
DC160-03-09.600F1-	9,6		35	89	47	40	10	☺
DC160-03-09.700F1-	9,7		35	89	47	40	10	☺
DC160-03-09.800F1-	9,8		35	89	47	40	10	☺
DC160-03-09.900F1-	9,9		35	89	47	40	10	☺
DC160-03-10.000F1-	10		35	89	47	40	10	☺
DC160-03-10.100F1-	10,1		40	102	55	45	12	☺
DC160-03-10.200F1-	10,2		40	102	55	45	12	☺
DC160-03-10.300F1-	10,3		40	102	55	45	12	☺
DC160-03-10.400F1-	10,4		40	102	55	45	12	☺
DC160-03-10.500F1-	10,5		40	102	55	45	12	☺
DC160-03-10.600F1-	10,6		40	102	55	45	12	☺
DC160-03-10.700F1-	10,7		40	102	55	45	12	☺
DC160-03-10.800F1-	10,8		40	102	55	45	12	☺
DC160-03-10.900F1-	10,9		40	102	55	45	12	☺

Kalite WJ30ET için sipariş örneği: DC160-03-03.000A1-WJ30ET

devamı



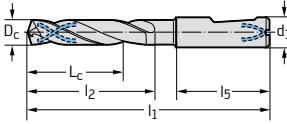
devamı

	Tanım	D _c m7 mm	D _c inç/No.	L _c mm	l ₁ mm	l ₂ mm	l ₅ mm	d ₁ h6 mm	WJ30ET	
	Şaft DIN 6535 HE	DC160-03-11.000F1-	11		40	102	55	45	12	⊗
		DC160-03-11.100F1-	11,1		40	102	55	45	12	⊗
		DC160-03-11.200F1-	11,2		40	102	55	45	12	⊗
		DC160-03-11.300F1-	11,3		40	102	55	45	12	⊗
		DC160-03-11.400F1-	11,4		40	102	55	45	12	⊗
		DC160-03-11.500F1-	11,5		40	102	55	45	12	⊗
		DC160-03-11.550F1-	11,55		40	102	55	45	12	⊗
		DC160-03-11.600F1-	11,6		40	102	55	45	12	⊗
		DC160-03-11.700F1-	11,7		40	102	55	45	12	⊗
		DC160-03-11.800F1-	11,8		40	102	55	45	12	⊗
		DC160-03-11.900F1-	11,9		40	102	55	45	12	⊗
		DC160-03-12.000F1-	12		40	102	55	45	12	⊗
		DC160-03-12.100F1-	12,1		43	107	60	45	14	⊗
		DC160-03-12.200F1-	12,2		43	107	60	45	14	⊗
		DC160-03-12.250F1-	12,25		43	107	60	45	14	⊗
		DC160-03-12.300F1-	12,3		43	107	60	45	14	⊗
		DC160-03-12.400F1-	12,4		43	107	60	45	14	⊗
		DC160-03-12.500F1-	12,5		43	107	60	45	14	⊗
		DC160-03-12.600F1-	12,6		43	107	60	45	14	⊗
		DC160-03-12.700F1-	12,7	1/2"	43	107	60	45	14	⊗
		DC160-03-12.750F1-	12,75		43	107	60	45	14	⊗
		DC160-03-12.800F1-	12,8		43	107	60	45	14	⊗
		DC160-03-12.900F1-	12,9		43	107	60	45	14	⊗
		DC160-03-13.000F1-	13		43	107	60	45	14	⊗
		DC160-03-13.100F1-	13,1		43	107	60	45	14	⊗
		DC160-03-13.200F1-	13,2		43	107	60	45	14	⊗
		DC160-03-13.300F1-	13,3		43	107	60	45	14	⊗
		DC160-03-13.400F1-	13,4		43	107	60	45	14	⊗
		DC160-03-13.500F1-	13,5		43	107	60	45	14	⊗
		DC160-03-13.600F1-	13,6		43	107	60	45	14	⊗
		DC160-03-13.700F1-	13,7		43	107	60	45	14	⊗
		DC160-03-13.800F1-	13,8		43	107	60	45	14	⊗
		DC160-03-13.900F1-	13,9		43	107	60	45	14	⊗
		DC160-03-14.000F1-	14		43	107	60	45	14	⊗
		DC160-03-14.100F1-	14,1		45	115	65	48	16	⊗
		DC160-03-14.200F1-	14,2		45	115	65	48	16	⊗
	DC160-03-14.300F1-	14,3		45	115	65	48	16	⊗	
	DC160-03-14.400F1-	14,4		45	115	65	48	16	⊗	
	DC160-03-14.500F1-	14,5		45	115	65	48	16	⊗	
	DC160-03-14.600F1-	14,6		45	115	65	48	16	⊗	
	DC160-03-14.700F1-	14,7		45	115	65	48	16	⊗	
	DC160-03-14.750F1-	14,75		45	115	65	48	16	⊗	
	DC160-03-14.800F1-	14,8		45	115	65	48	16	⊗	
	DC160-03-15.000F1-	15		45	115	65	48	16	⊗	
	DC160-03-15.100F1-	15,1		45	115	65	48	16	⊗	
	DC160-03-15.200F1-	15,2		45	115	65	48	16	⊗	
	DC160-03-15.300F1-	15,3		45	115	65	48	16	⊗	
	DC160-03-15.500F1-	15,5		45	115	65	48	16	⊗	
	DC160-03-15.600F1-	15,6		45	115	65	48	16	⊗	
	DC160-03-15.700F1-	15,7		45	115	65	48	16	⊗	
	DC160-03-15.800F1-	15,8		45	115	65	48	16	⊗	
	DC160-03-15.900F1-	15,9		45	115	65	48	16	⊗	
	DC160-03-16.000F1-	16		45	115	65	48	16	⊗	
	DC160-03-16.100F1-	16,1		51	123	73	48	18	⊗	
	DC160-03-16.200F1-	16,2		51	123	73	48	18	⊗	
	DC160-03-16.300F1-	16,3		51	123	73	48	18	⊗	
	DC160-03-16.400F1-	16,4		51	123	73	48	18	⊗	
	DC160-03-16.500F1-	16,5		51	123	73	48	18	⊗	
	DC160-03-16.600F1-	16,6		51	123	73	48	18	⊗	
	DC160-03-16.700F1-	16,7		51	123	73	48	18	⊗	
	DC160-03-16.750F1-	16,75		51	123	73	48	18	⊗	

Kalite WJ30ET için sipariş örneği: DC160-03-03.000A1-WJ30ET

devamı

devamı

	Tanım	D _c m7 mm	D _c inç/No.	L _c mm	l ₁ mm	l ₂ mm	l ₅ mm	d ₁ h6 mm	WJ30ET
	Şaft DIN 6535 HE								
	DC160-03-16.800F1-	16,8		51	123	73	48	18	☺
	DC160-03-17.000F1-	17		51	123	73	48	18	☺
	DC160-03-17.200F1-	17,2		51	123	73	48	18	☺
	DC160-03-17.300F1-	17,3		51	123	73	48	18	☺
	DC160-03-17.500F1-	17,5		51	123	73	48	18	☺
	DC160-03-17.600F1-	17,6		51	123	73	48	18	☺
	DC160-03-17.700F1-	17,7		51	123	73	48	18	☺
	DC160-03-17.800F1-	17,8		51	123	73	48	18	☺
	DC160-03-18.000F1-	18		51	123	73	48	18	☺
	DC160-03-18.200F1-	18,2		55	131	79	50	20	☺
	DC160-03-18.500F1-	18,5		55	131	79	50	20	☺
	DC160-03-18.700F1-	18,7		55	131	79	50	20	☺
	DC160-03-18.800F1-	18,8		55	131	79	50	20	☺
	DC160-03-19.000F1-	19		55	131	79	50	20	☺
	DC160-03-19.500F1-	19,5		55	131	79	50	20	☺
	DC160-03-19.700F1-	19,7		55	131	79	50	20	☺
	DC160-03-19.800F1-	19,8		55	131	79	50	20	☺
	DC160-03-20.000F1-	20		55	131	79	50	20	☺

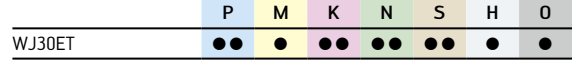
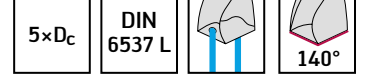
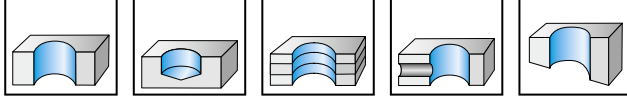
Kalite WJ30ET için sipariş örneği: DC160-03-03.000A1-WJ30ET

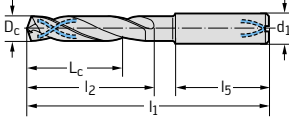


İçten soğutmalı karbür matkaplar

DC160 Advance

X-treme Evo



	Tanım	D _c m7 mm	D _c Inç/No.	L _c mm	l ₁ mm	l ₂ mm	l ₅ mm	d ₁ h6 mm	WJ30ET
Şaft DIN 6535 HA 	DC160-05-03.000A1-	3		23	66	28	36	6	●
	DC160-05-03.100A1-	3,1		23	66	28	36	6	●
	DC160-05-03.175A1-	3,175	1/8"	23	66	28	36	6	●
	DC160-05-03.200A1-	3,2		23	66	28	36	6	●
	DC160-05-03.250A1-	3,25		23	66	28	36	6	●
	DC160-05-03.300A1-	3,3		23	66	28	36	6	●
	DC160-05-03.400A1-	3,4		23	66	28	36	6	●
	DC160-05-03.500A1-	3,5		23	66	28	36	6	●
	DC160-05-03.572A1-	3,572	9/64"	23	66	28	36	6	●
	DC160-05-03.600A1-	3,6		23	66	28	36	6	●
	DC160-05-03.650A1-	3,65		23	66	28	36	6	●
	DC160-05-03.700A1-	3,7		23	66	28	36	6	●
	DC160-05-03.800A1-	3,8		29	74	36	36	6	●
	DC160-05-03.900A1-	3,9		29	74	36	36	6	●
	DC160-05-03.969A1-	3,969	5/32"	29	74	36	36	6	●
	DC160-05-04.000A1-	4		29	74	36	36	6	●
	DC160-05-04.100A1-	4,1		29	74	36	36	6	●
	DC160-05-04.200A1-	4,2		29	74	36	36	6	●
	DC160-05-04.300A1-	4,3		29	74	36	36	6	●
	DC160-05-04.366A1-	4,366	11/64"	29	74	36	36	6	●
	DC160-05-04.400A1-	4,4		29	74	36	36	6	●
	DC160-05-04.500A1-	4,5		29	74	36	36	6	●
	DC160-05-04.600A1-	4,6		29	74	36	36	6	●
	DC160-05-04.650A1-	4,65		29	74	36	36	6	●
	DC160-05-04.700A1-	4,7		29	74	36	36	6	●
	DC160-05-04.763A1-	4,763	3/16"	35	82	44	36	6	●
	DC160-05-04.800A1-	4,8		35	82	44	36	6	●
	DC160-05-04.900A1-	4,9		35	82	44	36	6	●
	DC160-05-05.000A1-	5		35	82	44	36	6	●
	DC160-05-05.100A1-	5,1		35	82	44	36	6	●
	DC160-05-05.159A1-	5,159	13/64"	35	82	44	36	6	●
	DC160-05-05.200A1-	5,2		35	82	44	36	6	●
	DC160-05-05.300A1-	5,3		35	82	44	36	6	●
	DC160-05-05.400A1-	5,4		35	82	44	36	6	●
	DC160-05-05.500A1-	5,5		35	82	44	36	6	●
DC160-05-05.550A1-	5,55		35	82	44	36	6	●	
DC160-05-05.556A1-	5,556	7/32"	35	82	44	36	6	●	
DC160-05-05.600A1-	5,6		35	82	44	36	6	●	
DC160-05-05.700A1-	5,7		35	82	44	36	6	●	
DC160-05-05.800A1-	5,8		35	82	44	36	6	●	
DC160-05-05.900A1-	5,9		35	82	44	36	6	●	
DC160-05-05.953A1-	5,953	15/64"	35	82	44	36	6	●	
DC160-05-06.000A1-	6		35	82	44	36	6	●	
DC160-05-06.100A1-	6,1		43	91	53	36	8	●	
DC160-05-06.200A1-	6,2		43	91	53	36	8	●	
DC160-05-06.300A1-	6,3		43	91	53	36	8	●	
DC160-05-06.350A1-	6,35	1/4"	43	91	53	36	8	●	

Kalite WJ30ET için sipariş örneği: DC160-05-03.000A1-WJ30ET

devami

devamı

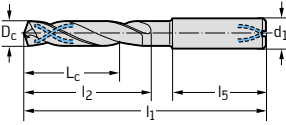
Tanım	D _c m7 mm	D _c inç/No.	L _c mm	l ₁ mm	l ₂ mm	l ₅ mm	d ₁ h6 mm	WJ30ET
Şaft DIN 6535 HA								
DC160-05-06.400A1-	6,4		43	91	53	36	8	☺
DC160-05-06.500A1-	6,5		43	91	53	36	8	☺
DC160-05-06.600A1-	6,6		43	91	53	36	8	☺
DC160-05-06.700A1-	6,7		43	91	53	36	8	☺
DC160-05-06.747A1-	6,747	17/64"	43	91	53	36	8	☺
DC160-05-06.800A1-	6,8		43	91	53	36	8	☺
DC160-05-06.900A1-	6,9		43	91	53	36	8	☺
DC160-05-07.000A1-	7		43	91	53	36	8	☺
DC160-05-07.100A1-	7,1		43	91	53	36	8	☺
DC160-05-07.144A1-	7,144	9/32"	43	91	53	36	8	☺
DC160-05-07.200A1-	7,2		43	91	53	36	8	☺
DC160-05-07.300A1-	7,3		43	91	53	36	8	☺
DC160-05-07.400A1-	7,4		43	91	53	36	8	☺
DC160-05-07.500A1-	7,5		43	91	53	36	8	☺
DC160-05-07.541A1-	7,541	19/64"	43	91	53	36	8	☺
DC160-05-07.550A1-	7,55		43	91	53	36	8	☺
DC160-05-07.600A1-	7,6		43	91	53	36	8	☺
DC160-05-07.700A1-	7,7		43	91	53	36	8	☺
DC160-05-07.800A1-	7,8		43	91	53	36	8	☺
DC160-05-07.900A1-	7,9		43	91	53	36	8	☺
DC160-05-07.938A1-	7,938	5/16"	43	91	53	36	8	☺
DC160-05-08.000A1-	8		43	91	53	36	8	☺
DC160-05-08.100A1-	8,1		49	103	61	40	10	☺
DC160-05-08.200A1-	8,2		49	103	61	40	10	☺
DC160-05-08.300A1-	8,3		49	103	61	40	10	☺
DC160-05-08.334A1-	8,334	21/64"	49	103	61	40	10	☺
DC160-05-08.400A1-	8,4		49	103	61	40	10	☺
DC160-05-08.500A1-	8,5		49	103	61	40	10	☺
DC160-05-08.600A1-	8,6		49	103	61	40	10	☺
DC160-05-08.700A1-	8,7		49	103	61	40	10	☺
DC160-05-08.731A1-	8,731	11/32"	49	103	61	40	10	☺
DC160-05-08.800A1-	8,8		49	103	61	40	10	☺
DC160-05-08.900A1-	8,9		49	103	61	40	10	☺
DC160-05-09.000A1-	9		49	103	61	40	10	☺
DC160-05-09.100A1-	9,1		49	103	61	40	10	☺
DC160-05-09.128A1-	9,128	23/64"	49	103	61	40	10	☺
DC160-05-09.200A1-	9,2		49	103	61	40	10	☺
DC160-05-09.300A1-	9,3		49	103	61	40	10	☺
DC160-05-09.400A1-	9,4		49	103	61	40	10	☺
DC160-05-09.500A1-	9,5		49	103	61	40	10	☺
DC160-05-09.525A1-	9,525	3/8"	49	103	61	40	10	☺
DC160-05-09.550A1-	9,55		49	103	61	40	10	☺
DC160-05-09.600A1-	9,6		49	103	61	40	10	☺
DC160-05-09.700A1-	9,7		49	103	61	40	10	☺
DC160-05-09.800A1-	9,8		49	103	61	40	10	☺
DC160-05-09.900A1-	9,9		49	103	61	40	10	☺
DC160-05-09.922A1-	9,922	25/64"	49	103	61	40	10	☺
DC160-05-10.000A1-	10		49	103	61	40	10	☺
DC160-05-10.100A1-	10,1		56	118	71	45	12	☺
DC160-05-10.200A1-	10,2		56	118	71	45	12	☺
DC160-05-10.300A1-	10,3		56	118	71	45	12	☺
DC160-05-10.319A1-	10,319	13/32"	56	118	71	45	12	☺
DC160-05-10.400A1-	10,4		56	118	71	45	12	☺
DC160-05-10.500A1-	10,5		56	118	71	45	12	☺
DC160-05-10.600A1-	10,6		56	118	71	45	12	☺
DC160-05-10.700A1-	10,7		56	118	71	45	12	☺
DC160-05-10.716A1-	10,716	27/64"	56	118	71	45	12	☺

Kalite WJ30ET için sipariş örneği: DC160-05-03.000A1-WJ30ET

devamı



devamı

	Tanım	D _c m7 mm	D _c inç/No.	L _c mm	l ₁ mm	l ₂ mm	l ₅ mm	d ₁ h6 mm	WJ30ET	
	Şaft DIN 6535 HA	DC160-05-10.800A1-		56	118	71	45	12	☺☺	
		DC160-05-10.900A1-		56	118	71	45	12	☺☺	
		DC160-05-11.000A1-		56	118	71	45	12	☺☺	
		DC160-05-11.100A1-		56	118	71	45	12	☺☺	
		DC160-05-11.113A1-	11,113	7/16"	56	118	71	45	12	☺☺
		DC160-05-11.200A1-	11,2		56	118	71	45	12	☺☺
		DC160-05-11.300A1-	11,3		56	118	71	45	12	☺☺
		DC160-05-11.400A1-	11,4		56	118	71	45	12	☺☺
		DC160-05-11.500A1-	11,5		56	118	71	45	12	☺☺
		DC160-05-11.509A1-	11,509	29/64"	56	118	71	45	12	☺☺
		DC160-05-11.550A1-	11,55		56	118	71	45	12	☺☺
		DC160-05-11.600A1-	11,6		56	118	71	45	12	☺☺
		DC160-05-11.700A1-	11,7		56	118	71	45	12	☺☺
		DC160-05-11.800A1-	11,8		56	118	71	45	12	☺☺
		DC160-05-11.900A1-	11,9		56	118	71	45	12	☺☺
		DC160-05-11.906A1-	11,906	15/32"	56	118	71	45	12	☺☺
		DC160-05-12.000A1-	12		56	118	71	45	12	☺☺
		DC160-05-12.100A1-	12,1		60	124	77	45	14	☺☺
		DC160-05-12.200A1-	12,2		60	124	77	45	14	☺☺
		DC160-05-12.250A1-	12,25		60	124	77	45	14	☺☺
		DC160-05-12.300A1-	12,3		60	124	77	45	14	☺☺
		DC160-05-12.303A1-	12,303	31/64"	60	124	77	45	14	☺☺
		DC160-05-12.400A1-	12,4		60	124	77	45	14	☺☺
		DC160-05-12.500A1-	12,5		60	124	77	45	14	☺☺
		DC160-05-12.600A1-	12,6		60	124	77	45	14	☺☺
		DC160-05-12.700A1-	12,7	1/2"	60	124	77	45	14	☺☺
		DC160-05-12.750A1-	12,75		60	124	77	45	14	☺☺
		DC160-05-12.800A1-	12,8		60	124	77	45	14	☺☺
		DC160-05-12.900A1-	12,9		60	124	77	45	14	☺☺
		DC160-05-13.000A1-	13		60	124	77	45	14	☺☺
		DC160-05-13.100A1-	13,1		60	124	77	45	14	☺☺
		DC160-05-13.200A1-	13,2		60	124	77	45	14	☺☺
		DC160-05-13.300A1-	13,3		60	124	77	45	14	☺☺
		DC160-05-13.400A1-	13,4		60	124	77	45	14	☺☺
	DC160-05-13.494A1-	13,494	17/32"	60	124	77	45	14	☺☺	
	DC160-05-13.500A1-	13,5		60	124	77	45	14	☺☺	
	DC160-05-13.600A1-	13,6		60	124	77	45	14	☺☺	
	DC160-05-13.700A1-	13,7		60	124	77	45	14	☺☺	
	DC160-05-13.800A1-	13,8		60	124	77	45	14	☺☺	
	DC160-05-13.900A1-	13,9		60	124	77	45	14	☺☺	
	DC160-05-14.000A1-	14		60	124	77	45	14	☺☺	
	DC160-05-14.100A1-	14,1		63	133	83	48	16	☺☺	
	DC160-05-14.200A1-	14,2		63	133	83	48	16	☺☺	
	DC160-05-14.288A1-	14,288	9/16"	63	133	83	48	16	☺☺	
	DC160-05-14.300A1-	14,3		63	133	83	48	16	☺☺	
	DC160-05-14.400A1-	14,4		63	133	83	48	16	☺☺	
	DC160-05-14.500A1-	14,5		63	133	83	48	16	☺☺	
	DC160-05-14.600A1-	14,6		63	133	83	48	16	☺☺	
	DC160-05-14.700A1-	14,7		63	133	83	48	16	☺☺	
	DC160-05-14.750A1-	14,75		63	133	83	48	16	☺☺	
	DC160-05-14.800A1-	14,8		63	133	83	48	16	☺☺	
	DC160-05-14.900A1-	14,9		63	133	83	48	16	☺☺	
	DC160-05-15.000A1-	15		63	133	83	48	16	☺☺	
	DC160-05-15.100A1-	15,1		63	133	83	48	16	☺☺	
	DC160-05-15.200A1-	15,2		63	133	83	48	16	☺☺	
	DC160-05-15.300A1-	15,3		63	133	83	48	16	☺☺	
	DC160-05-15.400A1-	15,4		63	133	83	48	16	☺☺	
	DC160-05-15.500A1-	15,5		63	133	83	48	16	☺☺	
	DC160-05-15.600A1-	15,6		63	133	83	48	16	☺☺	
	DC160-05-15.700A1-	15,7		63	133	83	48	16	☺☺	
	DC160-05-15.800A1-	15,8		63	133	83	48	16	☺☺	

Kalite WJ30ET için sipariş örneği: DC160-05-03.000A1-WJ30ET

devamı

devamı

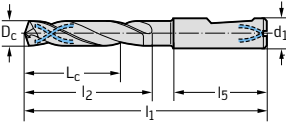
Tanım	D _c m7 mm	D _c inç/No.	L _c mm	l ₁ mm	l ₂ mm	l ₅ mm	d ₁ h6 mm	WJ30ET
Şaft DIN 6535 HA	15,875	5/8"	63	133	83	48	16	☺
DC160-05-15.900A1-	15,9		63	133	83	48	16	☺
DC160-05-16.000A1-	16		63	133	83	48	16	☺
DC160-05-16.100A1-	16,1		71	143	93	48	18	☺
DC160-05-16.200A1-	16,2		71	143	93	48	18	☺
DC160-05-16.300A1-	16,3		71	143	93	48	18	☺
DC160-05-16.400A1-	16,4		71	143	93	48	18	☺
DC160-05-16.500A1-	16,5		71	143	93	48	18	☺
DC160-05-16.600A1-	16,6		71	143	93	48	18	☺
DC160-05-16.700A1-	16,7		71	143	93	48	18	☺
DC160-05-16.750A1-	16,75		71	143	93	48	18	☺
DC160-05-16.800A1-	16,8		71	143	93	48	18	☺
DC160-05-16.900A1-	16,9		71	143	93	48	18	☺
DC160-05-17.000A1-	17		71	143	93	48	18	☺
DC160-05-17.100A1-	17,1		71	143	93	48	18	☺
DC160-05-17.200A1-	17,2		71	143	93	48	18	☺
DC160-05-17.300A1-	17,3		71	143	93	48	18	☺
DC160-05-17.400A1-	17,4		71	143	93	48	18	☺
DC160-05-17.500A1-	17,5		71	143	93	48	18	☺
DC160-05-17.600A1-	17,6		71	143	93	48	18	☺
DC160-05-17.700A1-	17,7		71	143	93	48	18	☺
DC160-05-17.800A1-	17,8		71	143	93	48	18	☺
DC160-05-17.900A1-	17,9		71	143	93	48	18	☺
DC160-05-18.000A1-	18		71	143	93	48	18	☺
DC160-05-18.100A1-	18,1		77	153	101	50	20	☺
DC160-05-18.200A1-	18,2		77	153	101	50	20	☺
DC160-05-18.300A1-	18,3		77	153	101	50	20	☺
DC160-05-18.400A1-	18,4		77	153	101	50	20	☺
DC160-05-18.500A1-	18,5		77	153	101	50	20	☺
DC160-05-18.600A1-	18,6		77	153	101	50	20	☺
DC160-05-18.700A1-	18,7		77	153	101	50	20	☺
DC160-05-18.800A1-	18,8		77	153	101	50	20	☺
DC160-05-18.900A1-	18,9		77	153	101	50	20	☺
DC160-05-19.000A1-	19		77	153	101	50	20	☺
DC160-05-19.050A1-	19,05	3/4"	77	153	101	50	20	☺
DC160-05-19.100A1-	19,1		77	153	101	50	20	☺
DC160-05-19.200A1-	19,2		77	153	101	50	20	☺
DC160-05-19.300A1-	19,3		77	153	101	50	20	☺
DC160-05-19.400A1-	19,4		77	153	101	50	20	☺
DC160-05-19.500A1-	19,5		77	153	101	50	20	☺
DC160-05-19.600A1-	19,6		77	153	101	50	20	☺
DC160-05-19.700A1-	19,7		77	153	101	50	20	☺
DC160-05-19.800A1-	19,8		77	153	101	50	20	☺
DC160-05-19.900A1-	19,9		77	153	101	50	20	☺
DC160-05-20.000A1-	20		77	153	101	50	20	☺
DC160-05-20.500A1-	20,5		86	166	108	56	25	☺
DC160-05-21.000A1-	21		86	166	108	56	25	☺
DC160-05-21.500A1-	21,5		86	166	108	56	25	☺
DC160-05-22.000A1-	22		86	166	108	56	25	☺
DC160-05-22.500A1-	22,5		91	173	115	56	25	☺
DC160-05-23.000A1-	23		91	173	115	56	25	☺
DC160-05-23.500A1-	23,5		91	173	115	56	25	☺
DC160-05-24.000A1-	24		91	173	115	56	25	☺
DC160-05-24.500A1-	24,5		97	180	122	56	25	☺
DC160-05-25.000A1-	25		97	180	122	56	25	☺

Kalite WJ30ET için sipariş örneği: DC160-05-03.000A1-WJ30ET

devamı



devamı

	Tanım	D _c m7 mm	D _c inç/No.	L _c mm	l ₁ mm	l ₂ mm	l ₅ mm	d ₁ h6 mm	WJ30ET
	Şaft DIN 6535 HE	DC160-05-03.000F1-	3	23	66	28	36	6	WJ30ET
	DC160-05-03.100F1-	3,1		23	66	28	36	6	WJ30ET
	DC160-05-03.200F1-	3,2		23	66	28	36	6	WJ30ET
	DC160-05-03.250F1-	3,25		23	66	28	36	6	WJ30ET
	DC160-05-03.300F1-	3,3		23	66	28	36	6	WJ30ET
	DC160-05-03.400F1-	3,4		23	66	28	36	6	WJ30ET
	DC160-05-03.500F1-	3,5		23	66	28	36	6	WJ30ET
	DC160-05-03.600F1-	3,6		23	66	28	36	6	WJ30ET
	DC160-05-03.650F1-	3,65		23	66	28	36	6	WJ30ET
	DC160-05-03.700F1-	3,7		23	66	28	36	6	WJ30ET
	DC160-05-03.800F1-	3,8		29	74	36	36	6	WJ30ET
	DC160-05-03.900F1-	3,9		29	74	36	36	6	WJ30ET
	DC160-05-04.000F1-	4		29	74	36	36	6	WJ30ET
	DC160-05-04.100F1-	4,1		29	74	36	36	6	WJ30ET
	DC160-05-04.200F1-	4,2		29	74	36	36	6	WJ30ET
	DC160-05-04.300F1-	4,3		29	74	36	36	6	WJ30ET
	DC160-05-04.400F1-	4,4		29	74	36	36	6	WJ30ET
	DC160-05-04.500F1-	4,5		29	74	36	36	6	WJ30ET
	DC160-05-04.600F1-	4,6		29	74	36	36	6	WJ30ET
	DC160-05-04.650F1-	4,65		29	74	36	36	6	WJ30ET
	DC160-05-04.700F1-	4,7		29	74	36	36	6	WJ30ET
	DC160-05-04.800F1-	4,8		35	82	44	36	6	WJ30ET
	DC160-05-04.900F1-	4,9		35	82	44	36	6	WJ30ET
	DC160-05-05.000F1-	5		35	82	44	36	6	WJ30ET
	DC160-05-05.100F1-	5,1		35	82	44	36	6	WJ30ET
	DC160-05-05.200F1-	5,2		35	82	44	36	6	WJ30ET
	DC160-05-05.300F1-	5,3		35	82	44	36	6	WJ30ET
	DC160-05-05.400F1-	5,4		35	82	44	36	6	WJ30ET
	DC160-05-05.500F1-	5,5		35	82	44	36	6	WJ30ET
	DC160-05-05.550F1-	5,55		35	82	44	36	6	WJ30ET
	DC160-05-05.600F1-	5,6		35	82	44	36	6	WJ30ET
	DC160-05-05.700F1-	5,7		35	82	44	36	6	WJ30ET
	DC160-05-05.800F1-	5,8		35	82	44	36	6	WJ30ET
	DC160-05-05.900F1-	5,9		35	82	44	36	6	WJ30ET
	DC160-05-06.000F1-	6		35	82	44	36	6	WJ30ET
DC160-05-06.100F1-	6,1		43	91	53	36	8	WJ30ET	
DC160-05-06.200F1-	6,2		43	91	53	36	8	WJ30ET	
DC160-05-06.300F1-	6,3		43	91	53	36	8	WJ30ET	
DC160-05-06.400F1-	6,4		43	91	53	36	8	WJ30ET	
DC160-05-06.500F1-	6,5		43	91	53	36	8	WJ30ET	
DC160-05-06.600F1-	6,6		43	91	53	36	8	WJ30ET	
DC160-05-06.700F1-	6,7		43	91	53	36	8	WJ30ET	
DC160-05-06.800F1-	6,8		43	91	53	36	8	WJ30ET	
DC160-05-06.900F1-	6,9		43	91	53	36	8	WJ30ET	
DC160-05-07.000F1-	7		43	91	53	36	8	WJ30ET	
DC160-05-07.100F1-	7,1		43	91	53	36	8	WJ30ET	
DC160-05-07.200F1-	7,2		43	91	53	36	8	WJ30ET	
DC160-05-07.300F1-	7,3		43	91	53	36	8	WJ30ET	
DC160-05-07.400F1-	7,4		43	91	53	36	8	WJ30ET	
DC160-05-07.500F1-	7,5		43	91	53	36	8	WJ30ET	
DC160-05-07.550F1-	7,55		43	91	53	36	8	WJ30ET	
DC160-05-07.600F1-	7,6		43	91	53	36	8	WJ30ET	
DC160-05-07.700F1-	7,7		43	91	53	36	8	WJ30ET	
DC160-05-07.800F1-	7,8		43	91	53	36	8	WJ30ET	
DC160-05-07.900F1-	7,9		43	91	53	36	8	WJ30ET	
DC160-05-08.000F1-	8		43	91	53	36	8	WJ30ET	
DC160-05-08.100F1-	8,1		49	103	61	40	10	WJ30ET	
DC160-05-08.200F1-	8,2		49	103	61	40	10	WJ30ET	
DC160-05-08.300F1-	8,3		49	103	61	40	10	WJ30ET	
DC160-05-08.400F1-	8,4		49	103	61	40	10	WJ30ET	
DC160-05-08.500F1-	8,5		49	103	61	40	10	WJ30ET	

Kalite WJ30ET için sipariş örneği: DC160-05-03.000A1-WJ30ET

devamı

devamı

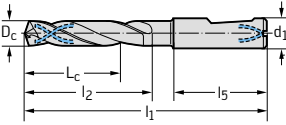
Tanım	D _c m7 mm	D _c inç/No.	L _c mm	l ₁ mm	l ₂ mm	l ₅ mm	d ₁ h6 mm	WJ30ET
Şaft DIN 6535 HE								
DC160-05-08.600F1-	8,6		49	103	61	40	10	☺
DC160-05-08.700F1-	8,7		49	103	61	40	10	☺
DC160-05-08.800F1-	8,8		49	103	61	40	10	☺
DC160-05-08.900F1-	8,9		49	103	61	40	10	☺
DC160-05-09.000F1-	9		49	103	61	40	10	☺
DC160-05-09.100F1-	9,1		49	103	61	40	10	☺
DC160-05-09.200F1-	9,2		49	103	61	40	10	☺
DC160-05-09.300F1-	9,3		49	103	61	40	10	☺
DC160-05-09.400F1-	9,4		49	103	61	40	10	☺
DC160-05-09.500F1-	9,5		49	103	61	40	10	☺
DC160-05-09.550F1-	9,55		49	103	61	40	10	☺
DC160-05-09.600F1-	9,6		49	103	61	40	10	☺
DC160-05-09.700F1-	9,7		49	103	61	40	10	☺
DC160-05-09.800F1-	9,8		49	103	61	40	10	☺
DC160-05-09.900F1-	9,9		49	103	61	40	10	☺
DC160-05-10.000F1-	10		49	103	61	40	10	☺
DC160-05-10.100F1-	10,1		56	118	71	45	12	☺
DC160-05-10.200F1-	10,2		56	118	71	45	12	☺
DC160-05-10.300F1-	10,3		56	118	71	45	12	☺
DC160-05-10.400F1-	10,4		56	118	71	45	12	☺
DC160-05-10.500F1-	10,5		56	118	71	45	12	☺
DC160-05-10.600F1-	10,6		56	118	71	45	12	☺
DC160-05-10.700F1-	10,7		56	118	71	45	12	☺
DC160-05-10.800F1-	10,8		56	118	71	45	12	☺
DC160-05-10.900F1-	10,9		56	118	71	45	12	☺
DC160-05-11.000F1-	11		56	118	71	45	12	☺
DC160-05-11.100F1-	11,1		56	118	71	45	12	☺
DC160-05-11.200F1-	11,2		56	118	71	45	12	☺
DC160-05-11.300F1-	11,3		56	118	71	45	12	☺
DC160-05-11.400F1-	11,4		56	118	71	45	12	☺
DC160-05-11.500F1-	11,5		56	118	71	45	12	☺
DC160-05-11.550F1-	11,55		56	118	71	45	12	☺
DC160-05-11.600F1-	11,6		56	118	71	45	12	☺
DC160-05-11.700F1-	11,7		56	118	71	45	12	☺
DC160-05-11.800F1-	11,8		56	118	71	45	12	☺
DC160-05-11.900F1-	11,9		56	118	71	45	12	☺
DC160-05-12.000F1-	12		56	118	71	45	12	☺
DC160-05-12.100F1-	12,1		60	124	77	45	14	☺
DC160-05-12.200F1-	12,2		60	124	77	45	14	☺
DC160-05-12.250F1-	12,25		60	124	77	45	14	☺
DC160-05-12.300F1-	12,3		60	124	77	45	14	☺
DC160-05-12.400F1-	12,4		60	124	77	45	14	☺
DC160-05-12.500F1-	12,5		60	124	77	45	14	☺
DC160-05-12.600F1-	12,6		60	124	77	45	14	☺
DC160-05-12.700F1-	12,7	1/2"	60	124	77	45	14	☺
DC160-05-12.750F1-	12,75		60	124	77	45	14	☺
DC160-05-12.800F1-	12,8		60	124	77	45	14	☺
DC160-05-12.900F1-	12,9		60	124	77	45	14	☺
DC160-05-13.000F1-	13		60	124	77	45	14	☺
DC160-05-13.100F1-	13,1		60	124	77	45	14	☺
DC160-05-13.200F1-	13,2		60	124	77	45	14	☺
DC160-05-13.300F1-	13,3		60	124	77	45	14	☺
DC160-05-13.400F1-	13,4		60	124	77	45	14	☺
DC160-05-13.500F1-	13,5		60	124	77	45	14	☺
DC160-05-13.600F1-	13,6		60	124	77	45	14	☺
DC160-05-13.700F1-	13,7		60	124	77	45	14	☺
DC160-05-13.800F1-	13,8		60	124	77	45	14	☺

Kalite WJ30ET için sipariş örneği: DC160-05-03.000A1-WJ30ET

devamı



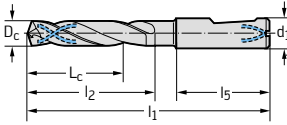
devamı

	Tanım	D _c m7 mm	D _c İnç/No.	L _c mm	l ₁ mm	l ₂ mm	l ₅ mm	d ₁ h6 mm	WJ30ET
	Şaft DIN 6535 HE	DC160-05-13.900F1-	13,9	60	124	77	45	14	WJ30ET
	DC160-05-14.000F1-	14	60	124	77	45	14	WJ30ET	
	DC160-05-14.100F1-	14,1	63	133	83	48	16	WJ30ET	
	DC160-05-14.200F1-	14,2	63	133	83	48	16	WJ30ET	
	DC160-05-14.300F1-	14,3	63	133	83	48	16	WJ30ET	
	DC160-05-14.400F1-	14,4	63	133	83	48	16	WJ30ET	
	DC160-05-14.500F1-	14,5	63	133	83	48	16	WJ30ET	
	DC160-05-14.600F1-	14,6	63	133	83	48	16	WJ30ET	
	DC160-05-14.700F1-	14,7	63	133	83	48	16	WJ30ET	
	DC160-05-14.750F1-	14,75	63	133	83	48	16	WJ30ET	
	DC160-05-14.800F1-	14,8	63	133	83	48	16	WJ30ET	
	DC160-05-14.900F1-	14,9	63	133	83	48	16	WJ30ET	
	DC160-05-15.000F1-	15	63	133	83	48	16	WJ30ET	
	DC160-05-15.100F1-	15,1	63	133	83	48	16	WJ30ET	
	DC160-05-15.200F1-	15,2	63	133	83	48	16	WJ30ET	
	DC160-05-15.300F1-	15,3	63	133	83	48	16	WJ30ET	
	DC160-05-15.400F1-	15,4	63	133	83	48	16	WJ30ET	
	DC160-05-15.500F1-	15,5	63	133	83	48	16	WJ30ET	
	DC160-05-15.600F1-	15,6	63	133	83	48	16	WJ30ET	
	DC160-05-15.700F1-	15,7	63	133	83	48	16	WJ30ET	
	DC160-05-15.800F1-	15,8	63	133	83	48	16	WJ30ET	
	DC160-05-15.900F1-	15,9	63	133	83	48	16	WJ30ET	
	DC160-05-16.000F1-	16	63	133	83	48	16	WJ30ET	
	DC160-05-16.100F1-	16,1	71	143	93	48	18	WJ30ET	
	DC160-05-16.200F1-	16,2	71	143	93	48	18	WJ30ET	
	DC160-05-16.300F1-	16,3	71	143	93	48	18	WJ30ET	
	DC160-05-16.400F1-	16,4	71	143	93	48	18	WJ30ET	
	DC160-05-16.500F1-	16,5	71	143	93	48	18	WJ30ET	
	DC160-05-16.600F1-	16,6	71	143	93	48	18	WJ30ET	
	DC160-05-16.700F1-	16,7	71	143	93	48	18	WJ30ET	
	DC160-05-16.750F1-	16,75	71	143	93	48	18	WJ30ET	
	DC160-05-16.800F1-	16,8	71	143	93	48	18	WJ30ET	
	DC160-05-16.900F1-	16,9	71	143	93	48	18	WJ30ET	
	DC160-05-17.000F1-	17	71	143	93	48	18	WJ30ET	
	DC160-05-17.100F1-	17,1	71	143	93	48	18	WJ30ET	
	DC160-05-17.200F1-	17,2	71	143	93	48	18	WJ30ET	
	DC160-05-17.300F1-	17,3	71	143	93	48	18	WJ30ET	
	DC160-05-17.400F1-	17,4	71	143	93	48	18	WJ30ET	
	DC160-05-17.500F1-	17,5	71	143	93	48	18	WJ30ET	
	DC160-05-17.600F1-	17,6	71	143	93	48	18	WJ30ET	
	DC160-05-17.700F1-	17,7	71	143	93	48	18	WJ30ET	
	DC160-05-17.800F1-	17,8	71	143	93	48	18	WJ30ET	
	DC160-05-17.900F1-	17,9	71	143	93	48	18	WJ30ET	
	DC160-05-18.000F1-	18	71	143	93	48	18	WJ30ET	
	DC160-05-18.100F1-	18,1	77	153	101	50	20	WJ30ET	
	DC160-05-18.200F1-	18,2	77	153	101	50	20	WJ30ET	
	DC160-05-18.300F1-	18,3	77	153	101	50	20	WJ30ET	
DC160-05-18.400F1-	18,4	77	153	101	50	20	WJ30ET		
DC160-05-18.500F1-	18,5	77	153	101	50	20	WJ30ET		
DC160-05-18.600F1-	18,6	77	153	101	50	20	WJ30ET		
DC160-05-18.700F1-	18,7	77	153	101	50	20	WJ30ET		
DC160-05-18.800F1-	18,8	77	153	101	50	20	WJ30ET		
DC160-05-18.900F1-	18,9	77	153	101	50	20	WJ30ET		
DC160-05-19.000F1-	19	77	153	101	50	20	WJ30ET		
DC160-05-19.100F1-	19,1	77	153	101	50	20	WJ30ET		
DC160-05-19.200F1-	19,2	77	153	101	50	20	WJ30ET		
DC160-05-19.300F1-	19,3	77	153	101	50	20	WJ30ET		
DC160-05-19.400F1-	19,4	77	153	101	50	20	WJ30ET		
DC160-05-19.500F1-	19,5	77	153	101	50	20	WJ30ET		
DC160-05-19.600F1-	19,6	77	153	101	50	20	WJ30ET		
DC160-05-19.700F1-	19,7	77	153	101	50	20	WJ30ET		

Kalite WJ30ET için sipariş örneği: DC160-05-03.000A1-WJ30ET

devamı

devamı

	Tanım	D _c m7 mm	D _c inç/No.	L _c mm	l ₁ mm	l ₂ mm	l ₅ mm	d ₁ h6 mm	WJ30ET
	Şaft DIN 6535 HE	19,8		77	153	101	50	20	☺
	DC160-05-19.800F1-	19,8		77	153	101	50	20	☺
	DC160-05-19.900F1-	19,9		77	153	101	50	20	☺
	DC160-05-20.000F1-	20		77	153	101	50	20	☺
	DC160-05-20.500F1-	20,5		86	166	108	56	25	☺
	DC160-05-21.000F1-	21		86	166	108	56	25	☺
	DC160-05-21.500F1-	21,5		86	166	108	56	25	☺
	DC160-05-22.000F1-	22		86	166	108	56	25	☺
	DC160-05-22.500F1-	22,5		91	173	115	56	25	☺
	DC160-05-23.000F1-	23		91	173	115	56	25	☺
	DC160-05-23.500F1-	23,5		91	173	115	56	25	☺
	DC160-05-24.000F1-	24		91	173	115	56	25	☺
	DC160-05-24.500F1-	24,5		97	180	122	56	25	☺
	DC160-05-25.000F1-	25		97	180	122	56	25	☺

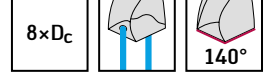
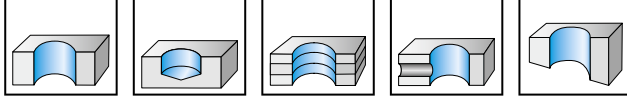
Kalite WJ30ET için sipariş örneği: DC160-05-03.000A1-WJ30ET



İçten soğutmalı karbür matkaplar

DC160 Advance

X-treme Evo



P	M	K	N	S	H	O
●	●	●	●	●	●	●

WJ30ET

Tanım	D _c m7 mm	D _c İnç/No.	L _c mm	l ₁ mm	l ₂ mm	l ₅ mm	d ₁ h6 mm	WJ30ET
Şaft DIN 6535 HA								
DC160-08-03.000A1-	3		28	74	34	36	6	●
DC160-08-03.100A1-	3,1		28	74	34	36	6	●
DC160-08-03.175A1-	3,175	1/8"	28	74	34	36	6	●
DC160-08-03.200A1-	3,2		28	74	34	36	6	●
DC160-08-03.300A1-	3,3		28	74	34	36	6	●
DC160-08-03.400A1-	3,4		28	74	34	36	6	●
DC160-08-03.500A1-	3,5		28	74	34	36	6	●
DC160-08-03.572A1-	3,572	9/64"	28	74	34	36	6	●
DC160-08-03.600A1-	3,6		28	74	34	36	6	●
DC160-08-03.700A1-	3,7		28	74	34	36	6	●
DC160-08-03.800A1-	3,8		37	85	45	36	6	●
DC160-08-03.900A1-	3,9		37	85	45	36	6	●
DC160-08-03.969A1-	3,969	5/32"	37	85	45	36	6	●
DC160-08-04.000A1-	4		37	85	45	36	6	●
DC160-08-04.100A1-	4,1		37	85	45	36	6	●
DC160-08-04.200A1-	4,2		37	85	45	36	6	●
DC160-08-04.300A1-	4,3		37	85	45	36	6	●
DC160-08-04.366A1-	4,366	11/64"	37	85	45	36	6	●
DC160-08-04.400A1-	4,4		37	85	45	36	6	●
DC160-08-04.500A1-	4,5		37	85	45	36	6	●
DC160-08-04.600A1-	4,6		37	85	45	36	6	●
DC160-08-04.700A1-	4,7		37	85	45	36	6	●
DC160-08-04.763A1-	4,763	3/16"	48	97	57	36	6	●
DC160-08-04.800A1-	4,8		48	97	57	36	6	●
DC160-08-04.900A1-	4,9		48	97	57	36	6	●
DC160-08-05.000A1-	5		48	97	57	36	6	●
DC160-08-05.100A1-	5,1		48	97	57	36	6	●
DC160-08-05.159A1-	5,159	13/64"	48	97	57	36	6	●
DC160-08-05.200A1-	5,2		48	97	57	36	6	●
DC160-08-05.300A1-	5,3		48	97	57	36	6	●
DC160-08-05.400A1-	5,4		48	97	57	36	6	●
DC160-08-05.500A1-	5,5		48	97	57	36	6	●
DC160-08-05.556A1-	5,556	7/32"	48	97	57	36	6	●
DC160-08-05.600A1-	5,6		48	97	57	36	6	●
DC160-08-05.700A1-	5,7		48	97	57	36	6	●
DC160-08-05.800A1-	5,8		48	97	57	36	6	●
DC160-08-05.900A1-	5,9		48	97	57	36	6	●
DC160-08-05.953A1-	5,953	15/64"	48	97	57	36	6	●
DC160-08-06.000A1-	6		48	97	57	36	6	●
DC160-08-06.100A1-	6,1		55	106	66	36	8	●
DC160-08-06.200A1-	6,2		55	106	66	36	8	●
DC160-08-06.300A1-	6,3		55	106	66	36	8	●
DC160-08-06.350A1-	6,35	1/4"	55	106	66	36	8	●
DC160-08-06.400A1-	6,4		55	106	66	36	8	●
DC160-08-06.500A1-	6,5		55	106	66	36	8	●
DC160-08-06.600A1-	6,6		55	106	66	36	8	●
DC160-08-06.700A1-	6,7		55	106	66	36	8	●

Kalite WJ30ET için sipariş örneği: DC160-08-03.000A1-WJ30ET

devami

devamı

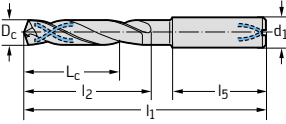
Tanım	D _c m7 mm	D _c inç/No.	L _c mm	l ₁ mm	l ₂ mm	l ₅ mm	d ₁ h6 mm	WJ30ET	
Şaft DIN 6535 HA	DC160-08-06.747A1-	6,747	17/64"	55	106	66	36	8	☺
	DC160-08-06.800A1-	6,8		55	106	66	36	8	☺
	DC160-08-06.900A1-	6,9		55	106	66	36	8	☺
	DC160-08-07.000A1-	7		55	106	66	36	8	☺
	DC160-08-07.100A1-	7,1		64	116	76	36	8	☺
	DC160-08-07.144A1-	7,144	9/32"	64	116	76	36	8	☺
	DC160-08-07.200A1-	7,2		64	116	76	36	8	☺
	DC160-08-07.300A1-	7,3		64	116	76	36	8	☺
	DC160-08-07.400A1-	7,4		64	116	76	36	8	☺
	DC160-08-07.500A1-	7,5		64	116	76	36	8	☺
	DC160-08-07.541A1-	7,541	19/64"	64	116	76	36	8	☺
	DC160-08-07.600A1-	7,6		64	116	76	36	8	☺
	DC160-08-07.700A1-	7,7		64	116	76	36	8	☺
	DC160-08-07.800A1-	7,8		64	116	76	36	8	☺
	DC160-08-07.900A1-	7,9		64	116	76	36	8	☺
	DC160-08-07.938A1-	7,938	5/16"	64	116	76	36	8	☺
	DC160-08-08.000A1-	8		64	116	76	36	8	☺
	DC160-08-08.100A1-	8,1		80	139	95	40	10	☺
	DC160-08-08.200A1-	8,2		80	139	95	40	10	☺
	DC160-08-08.300A1-	8,3		80	139	95	40	10	☺
	DC160-08-08.334A1-	8,334	21/64"	80	139	95	40	10	☺
	DC160-08-08.400A1-	8,4		80	139	95	40	10	☺
	DC160-08-08.500A1-	8,5		80	139	95	40	10	☺
	DC160-08-08.600A1-	8,6		80	139	95	40	10	☺
	DC160-08-08.700A1-	8,7		80	139	95	40	10	☺
	DC160-08-08.731A1-	8,731	11/32"	80	139	95	40	10	☺
	DC160-08-08.800A1-	8,8		80	139	95	40	10	☺
	DC160-08-08.900A1-	8,9		80	139	95	40	10	☺
	DC160-08-09.000A1-	9		80	139	95	40	10	☺
	DC160-08-09.100A1-	9,1		80	139	95	40	10	☺
	DC160-08-09.128A1-	9,128	23/64"	80	139	95	40	10	☺
	DC160-08-09.200A1-	9,2		80	139	95	40	10	☺
	DC160-08-09.300A1-	9,3		80	139	95	40	10	☺
	DC160-08-09.400A1-	9,4		80	139	95	40	10	☺
	DC160-08-09.500A1-	9,5		80	139	95	40	10	☺
	DC160-08-09.525A1-	9,525	3/8"	80	139	95	40	10	☺
	DC160-08-09.600A1-	9,6		80	139	95	40	10	☺
	DC160-08-09.700A1-	9,7		80	139	95	40	10	☺
	DC160-08-09.800A1-	9,8		80	139	95	40	10	☺
	DC160-08-09.900A1-	9,9		80	139	95	40	10	☺
	DC160-08-09.922A1-	9,922	25/64"	80	139	95	40	10	☺
	DC160-08-10.000A1-	10		80	139	95	40	10	☺
	DC160-08-10.100A1-	10,1		96	163	114	45	12	☺
	DC160-08-10.200A1-	10,2		96	163	114	45	12	☺
	DC160-08-10.300A1-	10,3		96	163	114	45	12	☺
	DC160-08-10.319A1-	10,319	13/32"	96	163	114	45	12	☺
	DC160-08-10.400A1-	10,4		96	163	114	45	12	☺
	DC160-08-10.500A1-	10,5		96	163	114	45	12	☺
	DC160-08-10.600A1-	10,6		96	163	114	45	12	☺
	DC160-08-10.700A1-	10,7		96	163	114	45	12	☺
	DC160-08-10.716A1-	10,716	27/64"	96	163	114	45	12	☺
	DC160-08-10.800A1-	10,8		96	163	114	45	12	☺
	DC160-08-10.900A1-	10,9		96	163	114	45	12	☺
	DC160-08-11.000A1-	11		96	163	114	45	12	☺
	DC160-08-11.100A1-	11,1		96	163	114	45	12	☺
	DC160-08-11.113A1-	11,113	7/16"	96	163	114	45	12	☺
	DC160-08-11.200A1-	11,2		96	163	114	45	12	☺

Kalite WJ30ET için sipariş örneği: DC160-08-03.000A1-WJ30ET

devamı



devamı

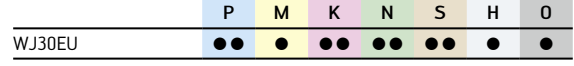
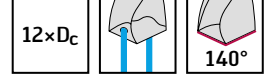
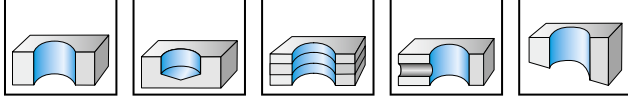
	Tanım	D _c m7 mm	D _c inç/No.	L _c mm	l ₁ mm	l ₂ mm	l ₅ mm	d ₁ h6 mm	WJ30ET	
	Şaft DIN 6535 HA	DC160-08-11.300A1-		96	163	114	45	12	⊗	
		DC160-08-11.400A1-		96	163	114	45	12	⊗	
		DC160-08-11.500A1-		96	163	114	45	12	⊗	
		DC160-08-11.509A1-	11,509	29/64"	96	163	114	45	12	⊗
		DC160-08-11.600A1-	11,6		96	163	114	45	12	⊗
		DC160-08-11.700A1-	11,7		96	163	114	45	12	⊗
		DC160-08-11.800A1-	11,8		96	163	114	45	12	⊗
		DC160-08-11.900A1-	11,9		96	163	114	45	12	⊗
		DC160-08-11.906A1-	11,906	15/32"	96	163	114	45	12	⊗
		DC160-08-12.000A1-	12		96	163	114	45	12	⊗
		DC160-08-12.303A1-	12,303	31/64"	119	182	133	45	14	⊗
		DC160-08-12.500A1-	12,5		119	182	133	45	14	⊗
		DC160-08-12.700A1-	12,7	1/2"	119	182	133	45	14	⊗
		DC160-08-13.000A1-	13		119	182	133	45	14	⊗
		DC160-08-13.494A1-	13,494	17/32"	119	182	133	45	14	⊗
		DC160-08-13.500A1-	13,5		119	182	133	45	14	⊗
		DC160-08-14.000A1-	14		119	182	133	45	14	⊗
		DC160-08-14.288A1-	14,288	9/16"	136	204	152	48	16	⊗
		DC160-08-14.500A1-	14,5		136	204	152	48	16	⊗
		DC160-08-15.000A1-	15		136	204	152	48	16	⊗
	DC160-08-15.500A1-	15,5		136	204	152	48	16	⊗	
	DC160-08-15.875A1-	15,875	5/8"	136	204	152	48	16	⊗	
	DC160-08-16.000A1-	16		136	204	152	48	16	⊗	
	DC160-08-16.500A1-	16,5		153	223	171	48	18	⊗	
	DC160-08-17.000A1-	17		153	223	171	48	18	⊗	
	DC160-08-17.500A1-	17,5		153	223	171	48	18	⊗	
	DC160-08-18.000A1-	18		153	223	171	48	18	⊗	
	DC160-08-18.500A1-	18,5		170	244	190	50	20	⊗	
	DC160-08-19.000A1-	19		170	244	190	50	20	⊗	
	DC160-08-19.050A1-	19,05	3/4"	170	244	190	50	20	⊗	
	DC160-08-19.500A1-	19,5		170	244	190	50	20	⊗	
	DC160-08-20.000A1-	20		170	244	190	50	20	⊗	

Kalite WJ30ET için sipariş örneği: DC160-08-03.000A1-WJ30ET

İçten soğutmalı karbür matkaplar

DC160 Advance

X-treme Evo

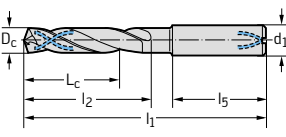


	Tanım	D _c m7 mm	D _c inç/No.	L _c mm	l ₁ mm	l ₂ mm	l ₅ mm	d ₁ h6 mm	WJ30EU
Saft DIN 6535 HA	DC160-12-03.000A1-	3		48	92	54	36	6	☞
	DC160-12-03.100A1-	3,1		48	92	54	36	6	☞
	DC160-12-03.175A1-	3,175	1/8"	48	92	54	36	6	☞
	DC160-12-03.200A1-	3,2		48	92	54	36	6	☞
	DC160-12-03.300A1-	3,3		48	92	54	36	6	☞
	DC160-12-03.400A1-	3,4		48	92	54	36	6	☞
	DC160-12-03.500A1-	3,5		48	92	54	36	6	☞
	DC160-12-03.572A1-	3,572	9/64"	48	92	54	36	6	☞
	DC160-12-03.600A1-	3,6		48	92	54	36	6	☞
	DC160-12-03.700A1-	3,7		48	92	54	36	6	☞
	DC160-12-03.800A1-	3,8		56	102	64	36	6	☞
	DC160-12-03.900A1-	3,9		56	102	64	36	6	☞
	DC160-12-03.969A1-	3,969	5/32"	56	102	64	36	6	☞
	DC160-12-04.000A1-	4		56	102	64	36	6	☞
	DC160-12-04.100A1-	4,1		56	102	64	36	6	☞
	DC160-12-04.200A1-	4,2		56	102	64	36	6	☞
	DC160-12-04.300A1-	4,3		56	102	64	36	6	☞
	DC160-12-04.366A1-	4,366	11/64"	56	102	64	36	6	☞
	DC160-12-04.400A1-	4,4		56	102	64	36	6	☞
	DC160-12-04.500A1-	4,5		56	102	64	36	6	☞
	DC160-12-04.600A1-	4,6		56	102	64	36	6	☞
	DC160-12-04.700A1-	4,7		56	102	64	36	6	☞
	DC160-12-04.763A1-	4,763	3/16"	74	121	83	36	6	☞
	DC160-12-04.800A1-	4,8		74	121	83	36	6	☞
	DC160-12-04.900A1-	4,9		74	121	83	36	6	☞
	DC160-12-05.000A1-	5		74	121	83	36	6	☞
	DC160-12-05.100A1-	5,1		74	121	83	36	6	☞
	DC160-12-05.159A1-	5,159	13/64"	74	121	83	36	6	☞
	DC160-12-05.200A1-	5,2		74	121	83	36	6	☞
	DC160-12-05.300A1-	5,3		74	121	83	36	6	☞
	DC160-12-05.400A1-	5,4		74	121	83	36	6	☞
	DC160-12-05.500A1-	5,5		74	121	83	36	6	☞
	DC160-12-05.550A1-	5,55		74	121	83	36	6	☞
	DC160-12-05.556A1-	5,556	7/32"	74	121	83	36	6	☞
DC160-12-05.600A1-	5,6		74	121	83	36	6	☞	
DC160-12-05.700A1-	5,7		74	121	83	36	6	☞	
DC160-12-05.800A1-	5,8		74	121	83	36	6	☞	
DC160-12-05.900A1-	5,9		74	121	83	36	6	☞	
DC160-12-06.000A1-	6		74	121	83	36	6	☞	
DC160-12-06.100A1-	6,1		98	148	110	36	8	☞	
DC160-12-06.200A1-	6,2		98	148	110	36	8	☞	
DC160-12-06.300A1-	6,3		98	148	110	36	8	☞	
DC160-12-06.350A1-	6,35	1/4"	98	148	110	36	8	☞	
DC160-12-06.400A1-	6,4		98	148	110	36	8	☞	
DC160-12-06.500A1-	6,5		98	148	110	36	8	☞	
DC160-12-06.600A1-	6,6		98	148	110	36	8	☞	
DC160-12-06.700A1-	6,7		98	148	110	36	8	☞	

Kalite WJ30EU için sipariş örneği: DC160-12-03.000A1-WJ30EU

devamı

devamı

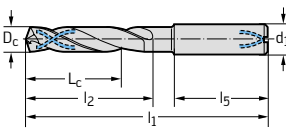
	Tanım	D _c m7 mm	D _c inç/No.	L _c mm	l ₁ mm	l ₂ mm	l ₅ mm	d ₁ h6 mm	WJ30EU	
	Şaft DIN 6535 HA	DC160-12-06.747A1-	6,747	17/64"	98	148	110	36	8	☺
		DC160-12-06.800A1-	6,8		98	148	110	36	8	☺
		DC160-12-06.900A1-	6,9		98	148	110	36	8	☺
		DC160-12-07.000A1-	7		98	148	110	36	8	☺
		DC160-12-07.100A1-	7,1		98	148	110	36	8	☺
		DC160-12-07.144A1-	7,144	9/32"	98	148	110	36	8	☺
		DC160-12-07.200A1-	7,2		98	148	110	36	8	☺
		DC160-12-07.300A1-	7,3		98	148	110	36	8	☺
		DC160-12-07.400A1-	7,4		98	148	110	36	8	☺
		DC160-12-07.500A1-	7,5		98	148	110	36	8	☺
		DC160-12-07.541A1-	7,541	19/64"	98	148	110	36	8	☺
		DC160-12-07.800A1-	7,8		98	148	110	36	8	☺
		DC160-12-07.900A1-	7,9		98	148	110	36	8	☺
		DC160-12-07.938A1-	7,938	5/16"	98	148	110	36	8	☺
		DC160-12-08.000A1-	8		98	148	110	36	8	☺
		DC160-12-08.100A1-	8,1		123	180	138	40	10	☺
		DC160-12-08.200A1-	8,2		123	180	138	40	10	☺
		DC160-12-08.300A1-	8,3		123	180	138	40	10	☺
		DC160-12-08.400A1-	8,4		123	180	138	40	10	☺
		DC160-12-08.500A1-	8,5		123	180	138	40	10	☺
		DC160-12-08.600A1-	8,6		123	180	138	40	10	☺
		DC160-12-08.700A1-	8,7		123	180	138	40	10	☺
		DC160-12-08.731A1-	8,731	11/32"	123	180	138	40	10	☺
		DC160-12-08.800A1-	8,8		123	180	138	40	10	☺
		DC160-12-09.000A1-	9		123	180	138	40	10	☺
		DC160-12-09.128A1-	9,128	23/64"	123	180	138	40	10	☺
		DC160-12-09.200A1-	9,2		123	180	138	40	10	☺
		DC160-12-09.300A1-	9,3		123	180	138	40	10	☺
		DC160-12-09.500A1-	9,5		123	180	138	40	10	☺
		DC160-12-09.525A1-	9,525	3/8"	123	180	138	40	10	☺
		DC160-12-09.600A1-	9,6		123	180	138	40	10	☺
		DC160-12-09.700A1-	9,7		123	180	138	40	10	☺
		DC160-12-09.800A1-	9,8		123	180	138	40	10	☺
		DC160-12-09.922A1-	9,922	25/64"	123	180	138	40	10	☺
		DC160-12-10.000A1-	10		123	180	138	40	10	☺
		DC160-12-10.100A1-	10,1		140	206	158	45	12	☺
		DC160-12-10.200A1-	10,2		140	206	158	45	12	☺
		DC160-12-10.300A1-	10,3		140	206	158	45	12	☺
		DC160-12-10.319A1-	10,319	13/32"	140	206	158	45	12	☺
		DC160-12-10.400A1-	10,4		140	206	158	45	12	☺
		DC160-12-10.500A1-	10,5		140	206	158	45	12	☺
		DC160-12-10.716A1-	10,716	27/64"	140	206	158	45	12	☺
		DC160-12-10.800A1-	10,8		140	206	158	45	12	☺
		DC160-12-11.000A1-	11		140	206	158	45	12	☺
		DC160-12-11.100A1-	11,1		140	206	158	45	12	☺
	DC160-12-11.113A1-	11,113	7/16"	140	206	158	45	12	☺	
	DC160-12-11.200A1-	11,2		140	206	158	45	12	☺	
	DC160-12-11.500A1-	11,5		140	206	158	45	12	☺	
	DC160-12-11.509A1-	11,509	29/64"	140	206	158	45	12	☺	
	DC160-12-11.700A1-	11,7		140	206	158	45	12	☺	
	DC160-12-11.800A1-	11,8		140	206	158	45	12	☺	
	DC160-12-11.906A1-	11,906	15/32"	140	206	158	45	12	☺	
	DC160-12-12.000A1-	12		140	206	158	45	12	☺	
	DC160-12-12.100A1-	12,1		168	230	182	45	14	☺	
	DC160-12-12.200A1-	12,2		168	230	182	45	14	☺	
	DC160-12-12.300A1-	12,3		168	230	182	45	14	☺	
	DC160-12-12.303A1-	12,303	31/64"	168	230	182	45	14	☺	

Kalite WJ30EU için sipariş örneği: DC160-12-03.000A1-WJ30EU

devamı



devamı

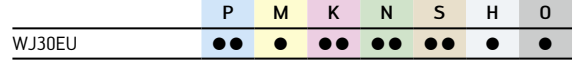
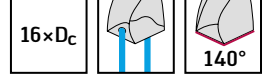
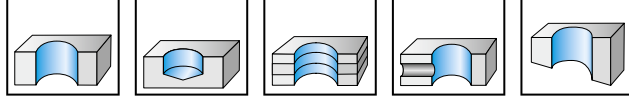
	Tanım	D _c m7 mm	D _c inç/No.	L _c mm	l ₁ mm	l ₂ mm	l ₅ mm	d ₁ h6 mm	WJ30EU	
	Şaft DIN 6535 HA	DC160-12-12.500A1-	12,5	168	230	182	45	14	☺	
		DC160-12-12.600A1-	12,6	168	230	182	45	14	☺	
		DC160-12-12.700A1-	12,7	1/2"	168	230	182	45	14	☺
		DC160-12-13.000A1-	13		168	230	182	45	14	☺
		DC160-12-13.494A1-	13,494	17/32"	168	230	182	45	14	☺
		DC160-12-13.500A1-	13,5		168	230	182	45	14	☺
		DC160-12-14.000A1-	14		168	230	182	45	14	☺
		DC160-12-14.288A1-	14,288	9/16"	192	260	208	48	16	☺
		DC160-12-14.500A1-	14,5		192	260	208	48	16	☺
		DC160-12-15.000A1-	15		192	260	208	48	16	☺
		DC160-12-15.500A1-	15,5		192	260	208	48	16	☺
		DC160-12-15.875A1-	15,875	5/8"	192	260	208	48	16	☺
		DC160-12-16.000A1-	16		192	260	208	48	16	☺
		DC160-12-16.500A1-	16,5		216	285	234	48	18	☺
		DC160-12-17.000A1-	17		216	285	234	48	18	☺
		DC160-12-17.500A1-	17,5		216	285	234	48	18	☺
		DC160-12-18.000A1-	18		216	285	234	48	18	☺
		DC160-12-18.500A1-	18,5		238	310	258	50	20	☺
		DC160-12-19.000A1-	19		238	310	258	50	20	☺
		DC160-12-19.500A1-	19,5		238	310	258	50	20	☺
	DC160-12-20.000A1-	20		238	310	258	50	20	☺	

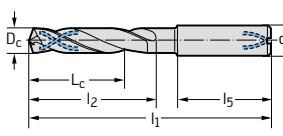
Kalite WJ30EU için sipariş örneği: DC160-12-03.000A1-WJ30EU

İçten soğutmalı karbür matkaplar

DC160 Advance

X-treme Evo



	Tanım	D _c h7 mm	D _c İnç/No.	L _c mm	l ₁ mm	l ₂ mm	l ₅ mm	d ₁ h6 mm	WJ30EU
Şaft DIN 6535 HA 	DC160-16-03.000A1-	3		52	89	57	28	4	●●●●●●●●
	DC160-16-03.175A1-	3,175	1/8"	60	98	66	28	4	●●●●●●●●
	DC160-16-03.500A1-	3,5		72	110	78	28	4	●●●●●●●●
	DC160-16-03.572A1-	3,572	9/64"	72	110	78	28	4	●●●●●●●●
	DC160-16-03.969A1-	3,969	5/32"	72	110	78	28	4	●●●●●●●●
	DC160-16-04.000A1-	4		72	110	78	28	4	●●●●●●●●
	DC160-16-04.500A1-	4,5		93	132	100	28	5	●●●●●●●●
	DC160-16-04.763A1-	4,763	3/16"	92	132	100	28	5	●●●●●●●●
	DC160-16-04.800A1-	4,8		92	132	100	28	5	●●●●●●●●
	DC160-16-05.000A1-	5		92	132	100	28	5	●●●●●●●●
	DC160-16-05.500A1-	5,5		101	150	110	36	6	●●●●●●●●
	DC160-16-05.556A1-	5,556	7/32"	111	160	120	36	6	●●●●●●●●
	DC160-16-05.800A1-	5,8		111	160	120	36	6	●●●●●●●●
	DC160-16-06.000A1-	6		111	160	120	36	6	●●●●●●●●
	DC160-16-06.100A1-	6,1		124	175	135	36	8	●●●●●●●●
	DC160-16-06.350A1-	6,35	1/4"	124	175	135	36	8	●●●●●●●●
	DC160-16-06.500A1-	6,5		124	175	135	36	8	●●●●●●●●
	DC160-16-06.800A1-	6,8		124	175	135	36	8	●●●●●●●●
	DC160-16-07.000A1-	7		124	175	135	36	8	●●●●●●●●
	DC160-16-07.144A1-	7,144	9/32"	140	192	152	36	8	●●●●●●●●
	DC160-16-07.400A1-	7,4		140	192	152	36	8	●●●●●●●●
	DC160-16-07.500A1-	7,5		140	192	152	36	8	●●●●●●●●
	DC160-16-07.938A1-	7,938	5/16"	140	192	152	36	8	●●●●●●●●
	DC160-16-08.000A1-	8		140	192	152	36	8	●●●●●●●●
	DC160-16-08.300A1-	8,3		148	206	162	40	10	●●●●●●●●
	DC160-16-08.500A1-	8,5		148	206	162	40	10	●●●●●●●●
	DC160-16-08.731A1-	8,731	11/32"	148	206	162	40	10	●●●●●●●●
	DC160-16-09.000A1-	9		148	206	162	40	10	●●●●●●●●
	DC160-16-09.525A1-	9,525	3/8"	165	224	180	40	10	●●●●●●●●
	DC160-16-09.800A1-	9,8		165	224	180	40	10	●●●●●●●●
DC160-16-10.000A1-	10		165	224	180	40	10	●●●●●●●●	
DC160-16-10.200A1-	10,2		181	247	198	45	12	●●●●●●●●	
DC160-16-10.319A1-	10,319	13/32"	181	247	198	45	12	●●●●●●●●	
DC160-16-11.000A1-	11		181	247	198	45	12	●●●●●●●●	
DC160-16-11.113A1-	11,113	7/16"	198	265	216	45	12	●●●●●●●●	
DC160-16-11.500A1-	11,5		198	265	216	45	12	●●●●●●●●	
DC160-16-11.800A1-	11,8		198	265	216	45	12	●●●●●●●●	
DC160-16-11.906A1-	11,906	15/32"	198	265	216	45	12	●●●●●●●●	
DC160-16-12.000A1-	12		198	265	216	45	12	●●●●●●●●	
DC160-16-12.700A1-	12,7	1/2"	238	301	252	45	14	●●●●●●●●	
DC160-16-13.000A1-	13		238	301	252	45	14	●●●●●●●●	
DC160-16-14.000A1-	14		238	301	252	45	14	●●●●●●●●	
DC160-16-14.288A1-	14,288	9/16"	272	340	288	48	16	●●●●●●●●	
DC160-16-15.000A1-	15		272	340	288	48	16	●●●●●●●●	
DC160-16-16.000A1-	16		272	340	288	48	16	●●●●●●●●	

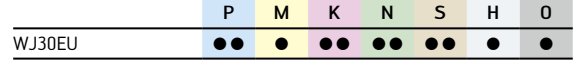
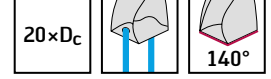
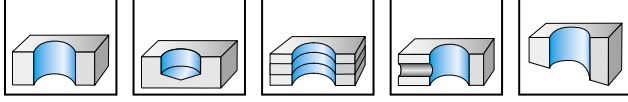
Kalite WJ30EU için sipariş örneği: DC160-16-03.000A1-WJ30EU



İçten soğutmalı karbür matkaplar

DC160 Advance

X-treme Evo



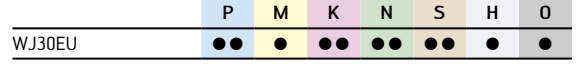
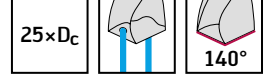
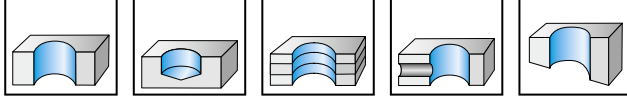
Tanım	D _c h7 mm	D _c inç/No.	L _c mm	l ₁ mm	l ₂ mm	l ₅ mm	d ₁ h6 mm	WJ30EU
Saft DIN 6535 HA								
DC160-20-03.000A1-	3		60	97	65	28	4	☺
DC160-20-03.175A1-	3,175	1/8"	74	112	80	28	4	☺
DC160-20-03.500A1-	3,5		86	124	92	28	4	☺
DC160-20-03.572A1-	3,572	9/64"	86	124	92	28	4	☺
DC160-20-03.969A1-	3,969	5/32"	86	124	92	28	4	☺
DC160-20-04.000A1-	4		86	124	92	28	4	☺
DC160-20-04.500A1-	4,5		111	150	118	28	5	☺
DC160-20-04.763A1-	4,763	3/16"	110	150	118	28	5	☺
DC160-20-04.800A1-	4,8		110	150	118	28	5	☺
DC160-20-05.000A1-	5		110	150	118	28	5	☺
DC160-20-05.500A1-	5,5		123	170	132	36	6	☺
DC160-20-05.556A1-	5,556	7/32"	135	182	144	36	6	☺
DC160-20-05.800A1-	5,8		135	182	144	36	6	☺
DC160-20-06.000A1-	6		135	182	144	36	6	☺
DC160-20-06.100A1-	6,1		151	200	162	36	8	☺
DC160-20-06.350A1-	6,35	1/4"	151	200	162	36	8	☺
DC160-20-06.500A1-	6,5		151	200	162	36	8	☺
DC160-20-06.800A1-	6,8		151	200	162	36	8	☺
DC160-20-07.000A1-	7		151	200	162	36	8	☺
DC160-20-07.144A1-	7,144	9/32"	172	222	184	36	8	☺
DC160-20-07.400A1-	7,4		172	222	184	36	8	☺
DC160-20-07.500A1-	7,5		172	222	184	36	8	☺
DC160-20-07.938A1-	7,938	5/16"	172	222	184	36	8	☺
DC160-20-08.000A1-	8		172	222	184	36	8	☺
DC160-20-08.300A1-	8,3		184	240	198	40	10	☺
DC160-20-08.500A1-	8,5		184	240	198	40	10	☺
DC160-20-08.731A1-	8,731	11/32"	184	240	198	40	10	☺
DC160-20-09.000A1-	9		184	240	198	40	10	☺
DC160-20-09.525A1-	9,525	3/8"	205	262	220	40	10	☺
DC160-20-09.800A1-	9,8		205	262	220	40	10	☺
DC160-20-10.000A1-	10		205	262	220	40	10	☺
DC160-20-10.200A1-	10,2		225	289	242	45	12	☺
DC160-20-10.319A1-	10,319	13/32"	225	289	242	45	12	☺
DC160-20-11.000A1-	11		225	289	242	45	12	☺
DC160-20-11.113A1-	11,113	7/16"	246	311	264	45	12	☺
DC160-20-11.500A1-	11,5		246	311	264	45	12	☺
DC160-20-11.800A1-	11,8		246	311	264	45	12	☺
DC160-20-11.906A1-	11,906	15/32"	246	311	264	45	12	☺
DC160-20-12.000A1-	12		246	311	264	45	12	☺
DC160-20-12.700A1-	12,7	1/2"	294	357	308	45	14	☺
DC160-20-13.000A1-	13		294	357	308	45	14	☺
DC160-20-14.000A1-	14		294	357	308	45	14	☺
DC160-20-14.288A1-	14,288	9/16"	336	404	352	48	16	☺
DC160-20-15.000A1-	15		336	404	352	48	16	☺
DC160-20-16.000A1-	16		336	404	352	48	16	☺

Kalite WJ30EU için sipariş örneği: DC160-20-03.000A1-WJ30EU

İçten soğutmalı karbür matkaplar

DC160 Advance

X-treme Evo



Tanım	D _c h7 mm	D _c İnç/No.	L _c mm	l ₁ mm	l ₂ mm	l ₅ mm	d ₁ h6 mm	WJ30EU
Şaft DIN 6535 HA								
DC160-25-03.000A1-	3		79	119	84	28	4	●●
DC160-25-03.175A1-	3,175	1/8"	96	148	102	28	4	●●
DC160-25-03.500A1-	3,5		108	148	114	28	4	●●
DC160-25-03.572A1-	3,572	9/64"	108	148	114	28	4	●●
DC160-25-03.969A1-	3,969	5/32"	108	148	114	28	4	●●
DC160-25-04.000A1-	4		108	148	114	28	4	●●
DC160-25-04.500A1-	4,5		138	177	145	28	5	●●
DC160-25-04.763A1-	4,763	3/16"	137	177	145	28	5	●●
DC160-25-04.800A1-	4,8		137	177	145	28	5	●●
DC160-25-05.000A1-	5		137	177	145	28	5	●●
DC160-25-05.500A1-	5,5		151	200	160	36	6	●●
DC160-25-05.556A1-	5,556	7/32"	165	214	174	36	6	●●
DC160-25-05.800A1-	5,8		165	214	174	36	6	●●
DC160-25-06.000A1-	6		165	214	174	36	6	●●
DC160-25-06.100A1-	6,1		183	234	194	36	8	●●
DC160-25-06.350A1-	6,35	1/4"	183	234	194	36	8	●●
DC160-25-06.500A1-	6,5		183	234	194	36	8	●●
DC160-25-06.800A1-	6,8		183	234	194	36	8	●●
DC160-25-07.000A1-	7		183	234	194	36	8	●●
DC160-25-07.144A1-	7,144	9/32"	208	260	220	36	8	●●
DC160-25-07.400A1-	7,4		208	260	220	36	8	●●
DC160-25-07.500A1-	7,5		208	260	220	36	8	●●
DC160-25-07.938A1-	7,938	5/16"	208	260	220	36	8	●●
DC160-25-08.000A1-	8		208	260	220	36	8	●●
DC160-25-08.300A1-	8,3		229	289	243	40	10	●●
DC160-25-08.500A1-	8,5		229	289	243	40	10	●●
DC160-25-08.731A1-	8,731	11/32"	229	289	243	40	10	●●
DC160-25-09.000A1-	9		229	289	243	40	10	●●
DC160-25-09.525A1-	9,525	3/8"	255	314	270	40	10	●●
DC160-25-09.800A1-	9,8		255	314	270	40	10	●●
DC160-25-10.000A1-	10		255	314	270	40	10	●●
DC160-25-10.200A1-	10,2		280	346	297	45	12	●●
DC160-25-10.319A1-	10,319	13/32"	280	346	297	45	12	●●
DC160-25-11.000A1-	11		280	346	297	45	12	●●
DC160-25-11.113A1-	11,113	7/16"	306	373	324	45	12	●●
DC160-25-11.500A1-	11,5		306	373	324	45	12	●●
DC160-25-11.800A1-	11,8		306	373	324	45	12	●●
DC160-25-11.906A1-	11,906	15/32"	306	373	324	45	12	●●
DC160-25-12.000A1-	12		306	373	324	45	12	●●

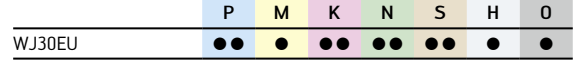
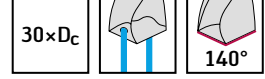
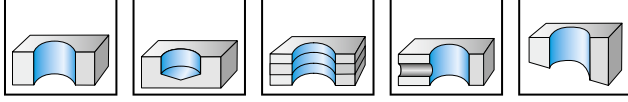
Kalite WJ30EU için sipariş örneği: DC160-25-03.000A1-WJ30EU



İçten soğutmalı karbür matkaplar

DC160 Advance

X-treme Evo



Tanım	D _c h7 mm	D _c inç/No.	L _c mm	l ₁ mm	l ₂ mm	l ₅ mm	d ₁ h6 mm	WJ30EU
Şaft DIN 6535 HA								
DC160-30-03.000A1-	3		92	132	97	28	4	WJ30EU
DC160-30-03.175A1-	3,175	1/8"	114	166	120	28	4	WJ30EU
DC160-30-03.500A1-	3,5		127	166	133	28	4	WJ30EU
DC160-30-03.572A1-	3,572	9/64"	127	166	133	28	4	WJ30EU
DC160-30-03.969A1-	3,969	5/32"	127	166	133	28	4	WJ30EU
DC160-30-04.000A1-	4		127	166	133	28	4	WJ30EU
DC160-30-04.500A1-	4,5		162	200	169	28	5	WJ30EU
DC160-30-04.763A1-	4,763	3/16"	161	200	169	28	5	WJ30EU
DC160-30-04.800A1-	4,8		161	200	169	28	5	WJ30EU
DC160-30-05.000A1-	5		161	200	169	28	5	WJ30EU
DC160-30-05.500A1-	5,5		178	225	187	36	6	WJ30EU
DC160-30-05.556A1-	5,556	7/32"	195	242	204	36	6	WJ30EU
DC160-30-05.800A1-	5,8		195	242	204	36	6	WJ30EU
DC160-30-06.000A1-	6		195	242	204	36	6	WJ30EU
DC160-30-06.100A1-	6,1		217	268	228	36	8	WJ30EU
DC160-30-06.350A1-	6,35	1/4"	217	268	228	36	8	WJ30EU
DC160-30-06.500A1-	6,5		217	268	228	36	8	WJ30EU
DC160-30-06.800A1-	6,8		217	268	228	36	8	WJ30EU
DC160-30-07.000A1-	7		217	268	228	36	8	WJ30EU
DC160-30-07.144A1-	7,144	9/32"	244	294	256	36	8	WJ30EU
DC160-30-07.400A1-	7,4		244	294	256	36	8	WJ30EU
DC160-30-07.500A1-	7,5		244	294	256	36	8	WJ30EU
DC160-30-07.938A1-	7,938	5/16"	244	294	256	36	8	WJ30EU
DC160-30-08.000A1-	8		244	294	256	36	8	WJ30EU
DC160-30-08.300A1-	8,3		273	330	287	40	10	WJ30EU
DC160-30-08.500A1-	8,5		273	330	287	40	10	WJ30EU
DC160-30-08.731A1-	8,731	11/32"	273	330	287	40	10	WJ30EU
DC160-30-09.000A1-	9		273	330	287	40	10	WJ30EU
DC160-30-09.525A1-	9,525	3/8"	305	364	320	40	10	WJ30EU
DC160-30-09.800A1-	9,8		305	364	320	40	10	WJ30EU
DC160-30-10.000A1-	10		305	364	320	40	10	WJ30EU
DC160-30-10.200A1-	10,2		335	401	352	45	12	WJ30EU
DC160-30-10.319A1-	10,319	13/32"	335	401	352	45	12	WJ30EU
DC160-30-11.000A1-	11		335	401	352	45	12	WJ30EU
DC160-30-11.113A1-	11,113	7/16"	364	430	382	45	12	WJ30EU
DC160-30-11.500A1-	11,5		364	430	382	45	12	WJ30EU
DC160-30-11.800A1-	11,8		364	430	382	45	12	WJ30EU
DC160-30-11.906A1-	11,906	15/32"	364	430	382	45	12	WJ30EU
DC160-30-12.000A1-	12		364	430	382	45	12	WJ30EU

Kalite WJ30EU için sipariş örneği: DC160-30-03.000A1-WJ30EU

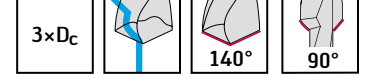
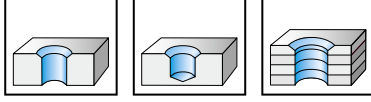
Karbür pah kırma matkapları

DC260 Advance

X-treme Evo



- Kademe boyu DIN 8378 standardına uygun
- Vida dişi ön deliği için



	P	M	K	N	S	H	O
WJ30ET	●	●	●	●	●	●	●

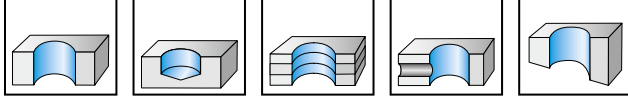
	Tanım	Uygun vida dişi	D _c m7 mm	d ₁₀ h7 mm	L _c mm	l ₁ mm	l ₂ mm	l ₅ mm	d ₁ h6 mm	WJ30ET
Şaft DIN 6535 HA	DC260-03-03.300A0-	M 4	3,3	5	11	66	28	36	6	●
	DC260-03-04.200A0-	M 5	4,2	6	14	66	28	36	6	●
	DC260-03-05.000A0-	M 6	5	8	17	79	41	36	8	●
	DC260-03-06.800A0-	M 8	6,8	10	21	89	47	40	10	●
	DC260-03-08.500A0-	M 10	8,5	12	26	102	55	45	12	●
	DC260-03-10.200A0-	M 12	10,2	14	30	107	60	45	14	●
	DC260-03-12.000A0-	M 14	12	16	35	115	65	48	16	●
	DC260-03-14.000A0-	M 16	14	18	39	123	73	48	18	●
Şaft DIN 6535 HE	DC260-03-03.300F0-	M 4	3,3	5	11	66	28	36	6	●
	DC260-03-04.200F0-	M 5	4,2	6	14	66	28	36	6	●
	DC260-03-05.000F0-	M 6	5	8	17	79	41	36	8	●
	DC260-03-06.800F0-	M 8	6,8	10	21	89	47	40	10	●
	DC260-03-07.000F0-	M 8 X 1	7	10	21	89	47	40	10	●
	DC260-03-08.500F0-	M 10	8,5	12	26	102	55	45	12	●
	DC260-03-09.000F0-	M 10 X 1	9	12	26	102	55	45	12	●
	DC260-03-10.200F0-	M 12	10,2	14	30	107	60	45	14	●
	DC260-03-10.500F0-	M 12 X 1,5	10,5	14	30	107	60	45	14	●
	DC260-03-12.000F0-	M 14	12	16	35	115	65	48	16	●
	DC260-03-12.500F0-	M 14 X 1,5	12,5	16	35	115	65	48	16	●
	DC260-03-14.000F0-	M 16	14	18	39	123	73	48	18	●
	DC260-03-14.500F0-	M 16 X 1,5	14,5	18	39	123	73	48	18	●

Kalite WJ30ET için sipariş örneği: DC260-03-03.300A0-WJ30ET

Karbür helisel matkaplar

DC160 Advance

X-treme Evo



P	M	K	N	S	H	O
●	●	●	●	●	●	●

Tanım	D _c m7 mm	D _c inç/No.	L _c mm	l ₁ mm	l ₂ mm	l ₅ mm	d ₁ h6 mm	WJ30ET
DC160-03-03.000A0-	3		14	62	20	36	6	●
DC160-03-03.100A0-	3,1		14	62	20	36	6	●
DC160-03-03.175A0-	3,175	1/8"	14	62	20	36	6	●
DC160-03-03.200A0-	3,2		14	62	20	36	6	●
DC160-03-03.250A0-	3,25		14	62	20	36	6	●
DC160-03-03.300A0-	3,3		14	62	20	36	6	●
DC160-03-03.400A0-	3,4		14	62	20	36	6	●
DC160-03-03.500A0-	3,5		14	62	20	36	6	●
DC160-03-03.572A0-	3,572	9/64"	14	62	20	36	6	●
DC160-03-03.600A0-	3,6		14	62	20	36	6	●
DC160-03-03.650A0-	3,65		14	62	20	36	6	●
DC160-03-03.700A0-	3,7		14	62	20	36	6	●
DC160-03-03.800A0-	3,8		17	66	24	36	6	●
DC160-03-03.900A0-	3,9		17	66	24	36	6	●
DC160-03-03.969A0-	3,969	5/32"	17	66	24	36	6	●
DC160-03-04.000A0-	4		17	66	24	36	6	●
DC160-03-04.100A0-	4,1		17	66	24	36	6	●
DC160-03-04.200A0-	4,2		17	66	24	36	6	●
DC160-03-04.300A0-	4,3		17	66	24	36	6	●
DC160-03-04.366A0-	4,366	11/64"	17	66	24	36	6	●
DC160-03-04.400A0-	4,4		17	66	24	36	6	●
DC160-03-04.500A0-	4,5		17	66	24	36	6	●
DC160-03-04.600A0-	4,6		17	66	24	36	6	●
DC160-03-04.650A0-	4,65		17	66	24	36	6	●
DC160-03-04.700A0-	4,7		17	66	24	36	6	●
DC160-03-04.763A0-	4,763	3/16"	20	66	28	36	6	●
DC160-03-04.800A0-	4,8		20	66	28	36	6	●
DC160-03-04.900A0-	4,9		20	66	28	36	6	●
DC160-03-05.000A0-	5		20	66	28	36	6	●
DC160-03-05.100A0-	5,1		20	66	28	36	6	●
DC160-03-05.159A0-	5,159	13/64"	20	66	28	36	6	●
DC160-03-05.200A0-	5,2		20	66	28	36	6	●
DC160-03-05.300A0-	5,3		20	66	28	36	6	●
DC160-03-05.400A0-	5,4		20	66	28	36	6	●
DC160-03-05.500A0-	5,5		20	66	28	36	6	●
DC160-03-05.550A0-	5,55		20	66	28	36	6	●
DC160-03-05.556A0-	5,556	7/32"	20	66	28	36	6	●
DC160-03-05.600A0-	5,6		20	66	28	36	6	●
DC160-03-05.700A0-	5,7		20	66	28	36	6	●
DC160-03-05.800A0-	5,8		20	66	28	36	6	●
DC160-03-05.900A0-	5,9		20	66	28	36	6	●
DC160-03-05.953A0-	5,953	15/64"	20	66	28	36	6	●
DC160-03-06.000A0-	6		20	66	28	36	6	●

Kalite WJ30ET için sipariş örneği: DC160-03-03.000A0-WJ30ET

devamı



devamı

Tanım	D _c m7 mm	D _c İnç/No.	L _c mm	l ₁ mm	l ₂ mm	l ₅ mm	d ₁ h6 mm	WJ30ET
Şaft DIN 6535 HA								
DC160-03-06.100A0-	6,1		24	79	34	36	8	☺
DC160-03-06.200A0-	6,2		24	79	34	36	8	☺
DC160-03-06.300A0-	6,3		24	79	34	36	8	☺
DC160-03-06.350A0-	6,35	1/4"	24	79	34	36	8	☺
DC160-03-06.400A0-	6,4		24	79	34	36	8	☺
DC160-03-06.500A0-	6,5		24	79	34	36	8	☺
DC160-03-06.600A0-	6,6		24	79	34	36	8	☺
DC160-03-06.700A0-	6,7		24	79	34	36	8	☺
DC160-03-06.747A0-	6,747	17/64"	24	79	34	36	8	☺
DC160-03-06.800A0-	6,8		24	79	34	36	8	☺
DC160-03-06.900A0-	6,9		24	79	34	36	8	☺
DC160-03-07.000A0-	7		24	79	34	36	8	☺
DC160-03-07.100A0-	7,1		29	79	41	36	8	☺
DC160-03-07.144A0-	7,144	9/32"	29	79	41	36	8	☺
DC160-03-07.200A0-	7,2		29	79	41	36	8	☺
DC160-03-07.300A0-	7,3		29	79	41	36	8	☺
DC160-03-07.400A0-	7,4		29	79	41	36	8	☺
DC160-03-07.500A0-	7,5		29	79	41	36	8	☺
DC160-03-07.541A0-	7,541	19/64"	29	79	41	36	8	☺
DC160-03-07.550A0-	7,55		29	79	41	36	8	☺
DC160-03-07.600A0-	7,6		29	79	41	36	8	☺
DC160-03-07.700A0-	7,7		29	79	41	36	8	☺
DC160-03-07.800A0-	7,8		29	79	41	36	8	☺
DC160-03-07.900A0-	7,9		29	79	41	36	8	☺
DC160-03-07.938A0-	7,938	5/16"	29	79	41	36	8	☺
DC160-03-08.000A0-	8		29	79	41	36	8	☺
DC160-03-08.100A0-	8,1		35	89	47	40	10	☺
DC160-03-08.200A0-	8,2		35	89	47	40	10	☺
DC160-03-08.300A0-	8,3		35	89	47	40	10	☺
DC160-03-08.334A0-	8,334	21/64"	35	89	47	40	10	☺
DC160-03-08.400A0-	8,4		35	89	47	40	10	☺
DC160-03-08.500A0-	8,5		35	89	47	40	10	☺
DC160-03-08.600A0-	8,6		35	89	47	40	10	☺
DC160-03-08.700A0-	8,7		35	89	47	40	10	☺
DC160-03-08.731A0-	8,731	11/32"	35	89	47	40	10	☺
DC160-03-08.800A0-	8,8		35	89	47	40	10	☺
DC160-03-08.900A0-	8,9		35	89	47	40	10	☺
DC160-03-09.000A0-	9		35	89	47	40	10	☺
DC160-03-09.100A0-	9,1		35	89	47	40	10	☺
DC160-03-09.128A0-	9,128	23/64"	35	89	47	40	10	☺
DC160-03-09.200A0-	9,2		35	89	47	40	10	☺
DC160-03-09.300A0-	9,3		35	89	47	40	10	☺
DC160-03-09.400A0-	9,4		35	89	47	40	10	☺
DC160-03-09.500A0-	9,5		35	89	47	40	10	☺
DC160-03-09.525A0-	9,525	3/8"	35	89	47	40	10	☺
DC160-03-09.550A0-	9,55		35	89	47	40	10	☺
DC160-03-09.600A0-	9,6		35	89	47	40	10	☺
DC160-03-09.700A0-	9,7		35	89	47	40	10	☺
DC160-03-09.800A0-	9,8		35	89	47	40	10	☺
DC160-03-09.900A0-	9,9		35	89	47	40	10	☺
DC160-03-09.922A0-	9,922	25/64"	35	89	47	40	10	☺
DC160-03-10.000A0-	10		35	89	47	40	10	☺
DC160-03-10.100A0-	10,1		40	102	55	45	12	☺
DC160-03-10.200A0-	10,2		40	102	55	45	12	☺
DC160-03-10.300A0-	10,3		40	102	55	45	12	☺
DC160-03-10.319A0-	10,319	13/32"	40	102	55	45	12	☺
DC160-03-10.400A0-	10,4		40	102	55	45	12	☺
DC160-03-10.500A0-	10,5		40	102	55	45	12	☺
DC160-03-10.600A0-	10,6		40	102	55	45	12	☺
DC160-03-10.700A0-	10,7		40	102	55	45	12	☺
DC160-03-10.716A0-	10,716	27/64"	40	102	55	45	12	☺

Kalite WJ30ET için sipariş örneği: DC160-03-03.000A0-WJ30ET

devamı

devamı

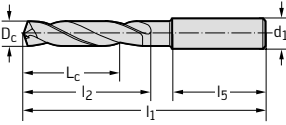
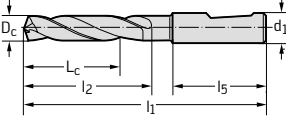
Tanım	D _c m7 mm	D _c inç/No.	L _c mm	l ₁ mm	l ₂ mm	l ₅ mm	d ₁ h6 mm	WJ30ET
Şaft DIN 6535 HA	DC160-03-10.800A0-	10,8	40	102	55	45	12	☺
	DC160-03-10.900A0-	10,9	40	102	55	45	12	☺
	DC160-03-11.000A0-	11	40	102	55	45	12	☺
	DC160-03-11.100A0-	11,1	40	102	55	45	12	☺
	DC160-03-11.113A0-	11,113	40	102	55	45	12	☺
	DC160-03-11.200A0-	11,2	40	102	55	45	12	☺
	DC160-03-11.300A0-	11,3	40	102	55	45	12	☺
	DC160-03-11.400A0-	11,4	40	102	55	45	12	☺
	DC160-03-11.500A0-	11,5	40	102	55	45	12	☺
	DC160-03-11.509A0-	11,509	29/64"	40	102	55	12	☺
	DC160-03-11.550A0-	11,55	40	102	55	45	12	☺
	DC160-03-11.600A0-	11,6	40	102	55	45	12	☺
	DC160-03-11.700A0-	11,7	40	102	55	45	12	☺
	DC160-03-11.800A0-	11,8	40	102	55	45	12	☺
	DC160-03-11.900A0-	11,9	40	102	55	45	12	☺
	DC160-03-11.906A0-	11,906	15/32"	40	102	55	12	☺
	DC160-03-12.000A0-	12	40	102	55	45	12	☺
	DC160-03-12.100A0-	12,1	43	107	60	45	14	☺
	DC160-03-12.200A0-	12,2	43	107	60	45	14	☺
	DC160-03-12.250A0-	12,25	43	107	60	45	14	☺
	DC160-03-12.300A0-	12,3	43	107	60	45	14	☺
	DC160-03-12.303A0-	12,303	31/64"	43	107	60	14	☺
	DC160-03-12.400A0-	12,4	43	107	60	45	14	☺
	DC160-03-12.500A0-	12,5	43	107	60	45	14	☺
	DC160-03-12.600A0-	12,6	43	107	60	45	14	☺
	DC160-03-12.700A0-	12,7	1/2"	43	107	60	14	☺
	DC160-03-12.750A0-	12,75	43	107	60	45	14	☺
	DC160-03-12.800A0-	12,8	43	107	60	45	14	☺
	DC160-03-12.900A0-	12,9	43	107	60	45	14	☺
	DC160-03-13.000A0-	13	43	107	60	45	14	☺
	DC160-03-13.100A0-	13,1	43	107	60	45	14	☺
	DC160-03-13.200A0-	13,2	43	107	60	45	14	☺
	DC160-03-13.300A0-	13,3	43	107	60	45	14	☺
	DC160-03-13.400A0-	13,4	43	107	60	45	14	☺
	DC160-03-13.494A0-	13,494	17/32"	43	107	60	14	☺
	DC160-03-13.500A0-	13,5	43	107	60	45	14	☺
	DC160-03-13.600A0-	13,6	43	107	60	45	14	☺
	DC160-03-13.700A0-	13,7	43	107	60	45	14	☺
	DC160-03-13.800A0-	13,8	43	107	60	45	14	☺
	DC160-03-13.900A0-	13,9	43	107	60	45	14	☺
	DC160-03-14.000A0-	14	43	107	60	45	14	☺
	DC160-03-14.100A0-	14,1	45	115	65	48	16	☺
	DC160-03-14.200A0-	14,2	45	115	65	48	16	☺
	DC160-03-14.288A0-	14,288	9/16"	45	115	65	16	☺
	DC160-03-14.300A0-	14,3	45	115	65	48	16	☺
	DC160-03-14.400A0-	14,4	45	115	65	48	16	☺
	DC160-03-14.500A0-	14,5	45	115	65	48	16	☺
	DC160-03-14.600A0-	14,6	45	115	65	48	16	☺
	DC160-03-14.700A0-	14,7	45	115	65	48	16	☺
	DC160-03-14.750A0-	14,75	45	115	65	48	16	☺
	DC160-03-14.800A0-	14,8	45	115	65	48	16	☺
	DC160-03-15.000A0-	15	45	115	65	48	16	☺
	DC160-03-15.100A0-	15,1	45	115	65	48	16	☺
	DC160-03-15.200A0-	15,2	45	115	65	48	16	☺
	DC160-03-15.300A0-	15,3	45	115	65	48	16	☺
	DC160-03-15.500A0-	15,5	45	115	65	48	16	☺
	DC160-03-15.600A0-	15,6	45	115	65	48	16	☺

Kalite WJ30ET için sipariş örneği: DC160-03-03.000A0-WJ30ET

devamı



devamı

	Tanım	D _c m7 mm	D _c inç/No.	L _c mm	l ₁ mm	l ₂ mm	l ₅ mm	d ₁ h6 mm	WJ30ET
Şaft DIN 6535 HA 	DC160-03-15.700A0-	15,7		45	115	65	48	16	⊗
	DC160-03-15.800A0-	15,8		45	115	65	48	16	⊗
	DC160-03-15.875A0-	15,875	5/8"	45	115	65	48	16	⊗
	DC160-03-15.900A0-	15,9		45	115	65	48	16	⊗
	DC160-03-16.000A0-	16		45	115	65	48	16	⊗
	DC160-03-16.100A0-	16,1		51	123	73	48	18	⊗
	DC160-03-16.200A0-	16,2		51	123	73	48	18	⊗
	DC160-03-16.300A0-	16,3		51	123	73	48	18	⊗
	DC160-03-16.400A0-	16,4		51	123	73	48	18	⊗
	DC160-03-16.500A0-	16,5		51	123	73	48	18	⊗
	DC160-03-16.600A0-	16,6		51	123	73	48	18	⊗
	DC160-03-16.700A0-	16,7		51	123	73	48	18	⊗
	DC160-03-16.750A0-	16,75		51	123	73	48	18	⊗
	DC160-03-16.800A0-	16,8		51	123	73	48	18	⊗
	DC160-03-17.000A0-	17		51	123	73	48	18	⊗
	DC160-03-17.200A0-	17,2		51	123	73	48	18	⊗
	DC160-03-17.300A0-	17,3		51	123	73	48	18	⊗
	DC160-03-17.500A0-	17,5		51	123	73	48	18	⊗
	DC160-03-17.600A0-	17,6		51	123	73	48	18	⊗
	DC160-03-17.700A0-	17,7		51	123	73	48	18	⊗
DC160-03-17.800A0-	17,8		51	123	73	48	18	⊗	
DC160-03-18.000A0-	18		51	123	73	48	18	⊗	
DC160-03-18.200A0-	18,2		55	131	79	50	20	⊗	
DC160-03-18.500A0-	18,5		55	131	79	50	20	⊗	
DC160-03-18.700A0-	18,7		55	131	79	50	20	⊗	
DC160-03-18.800A0-	18,8		55	131	79	50	20	⊗	
DC160-03-19.000A0-	19		55	131	79	50	20	⊗	
DC160-03-19.050A0-	19,05	3/4"	55	131	79	50	20	⊗	
DC160-03-19.500A0-	19,5		55	131	79	50	20	⊗	
DC160-03-19.700A0-	19,7		55	131	79	50	20	⊗	
DC160-03-19.800A0-	19,8		55	131	79	50	20	⊗	
DC160-03-20.000A0-	20		55	131	79	50	20	⊗	
Şaft DIN 6535 HE 	DC160-03-03.000F0-	3		14	62	20	36	6	⊗
	DC160-03-03.100F0-	3,1		14	62	20	36	6	⊗
	DC160-03-03.200F0-	3,2		14	62	20	36	6	⊗
	DC160-03-03.250F0-	3,25		14	62	20	36	6	⊗
	DC160-03-03.300F0-	3,3		14	62	20	36	6	⊗
	DC160-03-03.400F0-	3,4		14	62	20	36	6	⊗
	DC160-03-03.500F0-	3,5		14	62	20	36	6	⊗
	DC160-03-03.600F0-	3,6		14	62	20	36	6	⊗
	DC160-03-03.650F0-	3,65		14	62	20	36	6	⊗
	DC160-03-03.700F0-	3,7		14	62	20	36	6	⊗
	DC160-03-03.800F0-	3,8		17	66	24	36	6	⊗
	DC160-03-03.900F0-	3,9		17	66	24	36	6	⊗
	DC160-03-04.000F0-	4		17	66	24	36	6	⊗
	DC160-03-04.100F0-	4,1		17	66	24	36	6	⊗
	DC160-03-04.200F0-	4,2		17	66	24	36	6	⊗
	DC160-03-04.300F0-	4,3		17	66	24	36	6	⊗
	DC160-03-04.400F0-	4,4		17	66	24	36	6	⊗
	DC160-03-04.500F0-	4,5		17	66	24	36	6	⊗
	DC160-03-04.600F0-	4,6		17	66	24	36	6	⊗
	DC160-03-04.650F0-	4,65		17	66	24	36	6	⊗
	DC160-03-04.700F0-	4,7		17	66	24	36	6	⊗
	DC160-03-04.800F0-	4,8		20	66	28	36	6	⊗
	DC160-03-04.900F0-	4,9		20	66	28	36	6	⊗
	DC160-03-05.000F0-	5		20	66	28	36	6	⊗
	DC160-03-05.100F0-	5,1		20	66	28	36	6	⊗
	DC160-03-05.200F0-	5,2		20	66	28	36	6	⊗
	DC160-03-05.300F0-	5,3		20	66	28	36	6	⊗
DC160-03-05.400F0-	5,4		20	66	28	36	6	⊗	
DC160-03-05.500F0-	5,5		20	66	28	36	6	⊗	

Kalite WJ30ET için sipariş örneği: DC160-03-03.000A0-WJ30ET

devamı

devamı

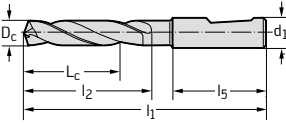
Tanım	D _c m7 mm	D _c inç/No.	L _c mm	l ₁ mm	l ₂ mm	l ₅ mm	d ₁ h6 mm	WJ30ET
Şaft DIN 6535 HE	DC160-03-05.550FO-	5,55	20	66	28	36	6	☺
	DC160-03-05.600FO-	5,6	20	66	28	36	6	☺
	DC160-03-05.700FO-	5,7	20	66	28	36	6	☺
	DC160-03-05.800FO-	5,8	20	66	28	36	6	☺
	DC160-03-05.900FO-	5,9	20	66	28	36	6	☺
	DC160-03-06.000FO-	6	20	66	28	36	6	☺
	DC160-03-06.100FO-	6,1	24	79	34	36	8	☺
	DC160-03-06.200FO-	6,2	24	79	34	36	8	☺
	DC160-03-06.300FO-	6,3	24	79	34	36	8	☺
	DC160-03-06.400FO-	6,4	24	79	34	36	8	☺
	DC160-03-06.500FO-	6,5	24	79	34	36	8	☺
	DC160-03-06.600FO-	6,6	24	79	34	36	8	☺
	DC160-03-06.700FO-	6,7	24	79	34	36	8	☺
	DC160-03-06.800FO-	6,8	24	79	34	36	8	☺
	DC160-03-06.900FO-	6,9	24	79	34	36	8	☺
	DC160-03-07.000FO-	7	24	79	34	36	8	☺
	DC160-03-07.100FO-	7,1	29	79	41	36	8	☺
	DC160-03-07.200FO-	7,2	29	79	41	36	8	☺
	DC160-03-07.300FO-	7,3	29	79	41	36	8	☺
	DC160-03-07.400FO-	7,4	29	79	41	36	8	☺
	DC160-03-07.500FO-	7,5	29	79	41	36	8	☺
	DC160-03-07.550FO-	7,55	29	79	41	36	8	☺
	DC160-03-07.600FO-	7,6	29	79	41	36	8	☺
	DC160-03-07.700FO-	7,7	29	79	41	36	8	☺
	DC160-03-07.800FO-	7,8	29	79	41	36	8	☺
	DC160-03-07.900FO-	7,9	29	79	41	36	8	☺
	DC160-03-08.000FO-	8	29	79	41	36	8	☺
	DC160-03-08.100FO-	8,1	35	89	47	40	10	☺
	DC160-03-08.200FO-	8,2	35	89	47	40	10	☺
	DC160-03-08.300FO-	8,3	35	89	47	40	10	☺
	DC160-03-08.400FO-	8,4	35	89	47	40	10	☺
	DC160-03-08.500FO-	8,5	35	89	47	40	10	☺
	DC160-03-08.600FO-	8,6	35	89	47	40	10	☺
	DC160-03-08.700FO-	8,7	35	89	47	40	10	☺
	DC160-03-08.800FO-	8,8	35	89	47	40	10	☺
	DC160-03-08.900FO-	8,9	35	89	47	40	10	☺
	DC160-03-09.000FO-	9	35	89	47	40	10	☺
	DC160-03-09.100FO-	9,1	35	89	47	40	10	☺
	DC160-03-09.200FO-	9,2	35	89	47	40	10	☺
	DC160-03-09.300FO-	9,3	35	89	47	40	10	☺
	DC160-03-09.400FO-	9,4	35	89	47	40	10	☺
	DC160-03-09.500FO-	9,5	35	89	47	40	10	☺
	DC160-03-09.550FO-	9,55	35	89	47	40	10	☺
	DC160-03-09.600FO-	9,6	35	89	47	40	10	☺
	DC160-03-09.700FO-	9,7	35	89	47	40	10	☺
	DC160-03-09.800FO-	9,8	35	89	47	40	10	☺
	DC160-03-09.900FO-	9,9	35	89	47	40	10	☺
	DC160-03-10.000FO-	10	35	89	47	40	10	☺
	DC160-03-10.100FO-	10,1	40	102	55	45	12	☺
	DC160-03-10.200FO-	10,2	40	102	55	45	12	☺
	DC160-03-10.300FO-	10,3	40	102	55	45	12	☺
	DC160-03-10.400FO-	10,4	40	102	55	45	12	☺
	DC160-03-10.500FO-	10,5	40	102	55	45	12	☺
	DC160-03-10.600FO-	10,6	40	102	55	45	12	☺
	DC160-03-10.700FO-	10,7	40	102	55	45	12	☺
	DC160-03-10.800FO-	10,8	40	102	55	45	12	☺
	DC160-03-10.900FO-	10,9	40	102	55	45	12	☺

Kalite WJ30ET için sipariş örneği: DC160-03-03.000A0-WJ30ET

devamı



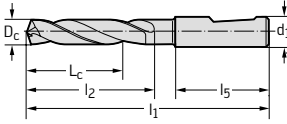
devamı

	Tanım	D _c m7 mm	D _c inç/No.	L _c mm	l ₁ mm	l ₂ mm	l ₅ mm	d ₁ h6 mm	WJ30ET
	Şaft DIN 6535 HE	DC160-03-11.000FO-	11	40	102	55	45	12	⊗
	DC160-03-11.100FO-	11,1		40	102	55	45	12	⊗
	DC160-03-11.200FO-	11,2		40	102	55	45	12	⊗
	DC160-03-11.300FO-	11,3		40	102	55	45	12	⊗
	DC160-03-11.400FO-	11,4		40	102	55	45	12	⊗
	DC160-03-11.500FO-	11,5		40	102	55	45	12	⊗
	DC160-03-11.550FO-	11,55		40	102	55	45	12	⊗
	DC160-03-11.600FO-	11,6		40	102	55	45	12	⊗
	DC160-03-11.700FO-	11,7		40	102	55	45	12	⊗
	DC160-03-11.800FO-	11,8		40	102	55	45	12	⊗
	DC160-03-11.900FO-	11,9		40	102	55	45	12	⊗
	DC160-03-12.000FO-	12		40	102	55	45	12	⊗
	DC160-03-12.100FO-	12,1		43	107	60	45	14	⊗
	DC160-03-12.200FO-	12,2		43	107	60	45	14	⊗
	DC160-03-12.250FO-	12,25		43	107	60	45	14	⊗
	DC160-03-12.300FO-	12,3		43	107	60	45	14	⊗
	DC160-03-12.400FO-	12,4		43	107	60	45	14	⊗
	DC160-03-12.500FO-	12,5		43	107	60	45	14	⊗
	DC160-03-12.600FO-	12,6		43	107	60	45	14	⊗
	DC160-03-12.700FO-	12,7	1/2"	43	107	60	45	14	⊗
	DC160-03-12.750FO-	12,75		43	107	60	45	14	⊗
	DC160-03-12.800FO-	12,8		43	107	60	45	14	⊗
	DC160-03-12.900FO-	12,9		43	107	60	45	14	⊗
	DC160-03-13.000FO-	13		43	107	60	45	14	⊗
	DC160-03-13.100FO-	13,1		43	107	60	45	14	⊗
	DC160-03-13.200FO-	13,2		43	107	60	45	14	⊗
	DC160-03-13.300FO-	13,3		43	107	60	45	14	⊗
	DC160-03-13.400FO-	13,4		43	107	60	45	14	⊗
	DC160-03-13.500FO-	13,5		43	107	60	45	14	⊗
	DC160-03-13.600FO-	13,6		43	107	60	45	14	⊗
	DC160-03-13.700FO-	13,7		43	107	60	45	14	⊗
	DC160-03-13.800FO-	13,8		43	107	60	45	14	⊗
	DC160-03-13.900FO-	13,9		43	107	60	45	14	⊗
	DC160-03-14.000FO-	14		43	107	60	45	14	⊗
	DC160-03-14.100FO-	14,1		45	115	65	48	16	⊗
	DC160-03-14.200FO-	14,2		45	115	65	48	16	⊗
	DC160-03-14.300FO-	14,3		45	115	65	48	16	⊗
	DC160-03-14.400FO-	14,4		45	115	65	48	16	⊗
	DC160-03-14.500FO-	14,5		45	115	65	48	16	⊗
	DC160-03-14.600FO-	14,6		45	115	65	48	16	⊗
	DC160-03-14.700FO-	14,7		45	115	65	48	16	⊗
	DC160-03-14.750FO-	14,75		45	115	65	48	16	⊗
	DC160-03-14.800FO-	14,8		45	115	65	48	16	⊗
	DC160-03-15.000FO-	15		45	115	65	48	16	⊗
	DC160-03-15.100FO-	15,1		45	115	65	48	16	⊗
	DC160-03-15.200FO-	15,2		45	115	65	48	16	⊗
	DC160-03-15.300FO-	15,3		45	115	65	48	16	⊗
DC160-03-15.500FO-	15,5		45	115	65	48	16	⊗	
DC160-03-15.600FO-	15,6		45	115	65	48	16	⊗	
DC160-03-15.700FO-	15,7		45	115	65	48	16	⊗	
DC160-03-15.800FO-	15,8		45	115	65	48	16	⊗	
DC160-03-15.900FO-	15,9		45	115	65	48	16	⊗	
DC160-03-16.000FO-	16		45	115	65	48	16	⊗	
DC160-03-16.100FO-	16,1		51	123	73	48	18	⊗	
DC160-03-16.200FO-	16,2		51	123	73	48	18	⊗	
DC160-03-16.300FO-	16,3		51	123	73	48	18	⊗	
DC160-03-16.400FO-	16,4		51	123	73	48	18	⊗	
DC160-03-16.500FO-	16,5		51	123	73	48	18	⊗	
DC160-03-16.600FO-	16,6		51	123	73	48	18	⊗	
DC160-03-16.700FO-	16,7		51	123	73	48	18	⊗	
DC160-03-16.750FO-	16,75		51	123	73	48	18	⊗	

Kalite WJ30ET için sipariş örneği: DC160-03-03.000A0-WJ30ET

devamı

devamı

	Tanım	D _c m7 mm	D _c inç/No.	L _c mm	l ₁ mm	l ₂ mm	l ₅ mm	d ₁ h6 mm	WJ30ET
	Şaft DIN 6535 HE	DC160-03-16.800F0-	16,8	51	123	73	48	18	☺
		DC160-03-17.000F0-	17	51	123	73	48	18	☺
		DC160-03-17.200F0-	17,2	51	123	73	48	18	☺
		DC160-03-17.300F0-	17,3	51	123	73	48	18	☺
		DC160-03-17.500F0-	17,5	51	123	73	48	18	☺
		DC160-03-17.600F0-	17,6	51	123	73	48	18	☺
		DC160-03-17.700F0-	17,7	51	123	73	48	18	☺
		DC160-03-17.800F0-	17,8	51	123	73	48	18	☺
		DC160-03-18.000F0-	18	51	123	73	48	18	☺
		DC160-03-18.200F0-	18,2	55	131	79	50	20	☺
		DC160-03-18.500F0-	18,5	55	131	79	50	20	☺
		DC160-03-18.700F0-	18,7	55	131	79	50	20	☺
		DC160-03-18.800F0-	18,8	55	131	79	50	20	☺
		DC160-03-19.000F0-	19	55	131	79	50	20	☺
		DC160-03-19.500F0-	19,5	55	131	79	50	20	☺
		DC160-03-19.700F0-	19,7	55	131	79	50	20	☺
		DC160-03-19.800F0-	19,8	55	131	79	50	20	☺
		DC160-03-20.000F0-	20	55	131	79	50	20	☺

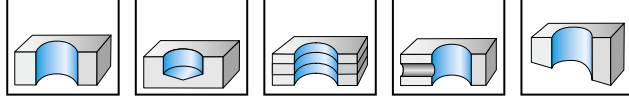
Kalite WJ30ET için sipariş örneği: DC160-03-03.000A0-WJ30ET



Karbür helisel matkaplar

DC160 Advance

X-treme Evo



P	M	K	N	S	H	O
●	●	●	●	●	●	●

Tanım	D _C m7 mm	D _C Inç/No.	L _C mm	I ₁ mm	I ₂ mm	I ₅ mm	d ₁ h6 mm	WJ30ET
Şaft DIN 6535 HA								
DC160-05-03.000A0-	3		23	66	28	36	6	●
DC160-05-03.100A0-	3,1		23	66	28	36	6	●
DC160-05-03.175A0-	3,175	1/8"	23	66	28	36	6	●
DC160-05-03.200A0-	3,2		23	66	28	36	6	●
DC160-05-03.250A0-	3,25		23	66	28	36	6	●
DC160-05-03.300A0-	3,3		23	66	28	36	6	●
DC160-05-03.400A0-	3,4		23	66	28	36	6	●
DC160-05-03.500A0-	3,5		23	66	28	36	6	●
DC160-05-03.572A0-	3,572	9/64"	23	66	28	36	6	●
DC160-05-03.600A0-	3,6		23	66	28	36	6	●
DC160-05-03.650A0-	3,65		23	66	28	36	6	●
DC160-05-03.700A0-	3,7		23	66	28	36	6	●
DC160-05-03.800A0-	3,8		29	74	36	36	6	●
DC160-05-03.900A0-	3,9		29	74	36	36	6	●
DC160-05-03.969A0-	3,969	5/32"	29	74	36	36	6	●
DC160-05-04.000A0-	4		29	74	36	36	6	●
DC160-05-04.100A0-	4,1		29	74	36	36	6	●
DC160-05-04.200A0-	4,2		29	74	36	36	6	●
DC160-05-04.300A0-	4,3		29	74	36	36	6	●
DC160-05-04.366A0-	4,366	11/64"	29	74	36	36	6	●
DC160-05-04.400A0-	4,4		29	74	36	36	6	●
DC160-05-04.500A0-	4,5		29	74	36	36	6	●
DC160-05-04.600A0-	4,6		29	74	36	36	6	●
DC160-05-04.650A0-	4,65		29	74	36	36	6	●
DC160-05-04.700A0-	4,7		29	74	36	36	6	●
DC160-05-04.763A0-	4,763	3/16"	35	82	44	36	6	●
DC160-05-04.800A0-	4,8		35	82	44	36	6	●
DC160-05-04.900A0-	4,9		35	82	44	36	6	●
DC160-05-05.000A0-	5		35	82	44	36	6	●
DC160-05-05.100A0-	5,1		35	82	44	36	6	●
DC160-05-05.159A0-	5,159	13/64"	35	82	44	36	6	●
DC160-05-05.200A0-	5,2		35	82	44	36	6	●
DC160-05-05.300A0-	5,3		35	82	44	36	6	●
DC160-05-05.400A0-	5,4		35	82	44	36	6	●
DC160-05-05.500A0-	5,5		35	82	44	36	6	●
DC160-05-05.550A0-	5,55		35	82	44	36	6	●
DC160-05-05.556A0-	5,556	7/32"	35	82	44	36	6	●
DC160-05-05.600A0-	5,6		35	82	44	36	6	●
DC160-05-05.700A0-	5,7		35	82	44	36	6	●
DC160-05-05.800A0-	5,8		35	82	44	36	6	●
DC160-05-05.900A0-	5,9		35	82	44	36	6	●
DC160-05-05.953A0-	5,953	15/64"	35	82	44	36	6	●
DC160-05-06.000A0-	6		35	82	44	36	6	●

Kalite WJ30ET için sipariş örneği: DC160-05-03.000A0-WJ30ET

devamı



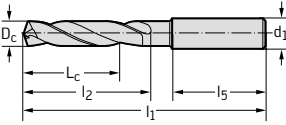
devamı

Tanım	D _c m7 mm	D _c inç/No.	L _c mm	l ₁ mm	l ₂ mm	l ₅ mm	d ₁ h6 mm	WJ30ET
Şaft DIN 6535 HA								
DC160-05-06.100A0-	6,1		43	91	53	36	8	☺
DC160-05-06.200A0-	6,2		43	91	53	36	8	☺
DC160-05-06.300A0-	6,3		43	91	53	36	8	☺
DC160-05-06.350A0-	6,35	1/4"	43	91	53	36	8	☺
DC160-05-06.400A0-	6,4		43	91	53	36	8	☺
DC160-05-06.500A0-	6,5		43	91	53	36	8	☺
DC160-05-06.600A0-	6,6		43	91	53	36	8	☺
DC160-05-06.700A0-	6,7		43	91	53	36	8	☺
DC160-05-06.747A0-	6,747	17/64"	43	91	53	36	8	☺
DC160-05-06.800A0-	6,8		43	91	53	36	8	☺
DC160-05-06.900A0-	6,9		43	91	53	36	8	☺
DC160-05-07.000A0-	7		43	91	53	36	8	☺
DC160-05-07.100A0-	7,1		43	91	53	36	8	☺
DC160-05-07.144A0-	7,144	9/32"	43	91	53	36	8	☺
DC160-05-07.200A0-	7,2		43	91	53	36	8	☺
DC160-05-07.300A0-	7,3		43	91	53	36	8	☺
DC160-05-07.400A0-	7,4		43	91	53	36	8	☺
DC160-05-07.500A0-	7,5		43	91	53	36	8	☺
DC160-05-07.541A0-	7,541	19/64"	43	91	53	36	8	☺
DC160-05-07.550A0-	7,55		43	91	53	36	8	☺
DC160-05-07.600A0-	7,6		43	91	53	36	8	☺
DC160-05-07.700A0-	7,7		43	91	53	36	8	☺
DC160-05-07.800A0-	7,8		43	91	53	36	8	☺
DC160-05-07.900A0-	7,9		43	91	53	36	8	☺
DC160-05-07.938A0-	7,938	5/16"	43	91	53	36	8	☺
DC160-05-08.000A0-	8		43	91	53	36	8	☺
DC160-05-08.100A0-	8,1		49	103	61	40	10	☺
DC160-05-08.200A0-	8,2		49	103	61	40	10	☺
DC160-05-08.300A0-	8,3		49	103	61	40	10	☺
DC160-05-08.334A0-	8,334	21/64"	49	103	61	40	10	☺
DC160-05-08.400A0-	8,4		49	103	61	40	10	☺
DC160-05-08.500A0-	8,5		49	103	61	40	10	☺
DC160-05-08.600A0-	8,6		49	103	61	40	10	☺
DC160-05-08.700A0-	8,7		49	103	61	40	10	☺
DC160-05-08.731A0-	8,731	11/32"	49	103	61	40	10	☺
DC160-05-08.800A0-	8,8		49	103	61	40	10	☺
DC160-05-08.900A0-	8,9		49	103	61	40	10	☺
DC160-05-09.000A0-	9		49	103	61	40	10	☺
DC160-05-09.100A0-	9,1		49	103	61	40	10	☺
DC160-05-09.128A0-	9,128	23/64"	49	103	61	40	10	☺
DC160-05-09.200A0-	9,2		49	103	61	40	10	☺
DC160-05-09.300A0-	9,3		49	103	61	40	10	☺
DC160-05-09.400A0-	9,4		49	103	61	40	10	☺
DC160-05-09.500A0-	9,5		49	103	61	40	10	☺
DC160-05-09.525A0-	9,525	3/8"	49	103	61	40	10	☺
DC160-05-09.550A0-	9,55		49	103	61	40	10	☺
DC160-05-09.600A0-	9,6		49	103	61	40	10	☺
DC160-05-09.700A0-	9,7		49	103	61	40	10	☺
DC160-05-09.800A0-	9,8		49	103	61	40	10	☺
DC160-05-09.900A0-	9,9		49	103	61	40	10	☺
DC160-05-09.922A0-	9,922	25/64"	49	103	61	40	10	☺
DC160-05-10.000A0-	10		49	103	61	40	10	☺
DC160-05-10.100A0-	10,1		56	118	71	45	12	☺
DC160-05-10.200A0-	10,2		56	118	71	45	12	☺
DC160-05-10.300A0-	10,3		56	118	71	45	12	☺
DC160-05-10.319A0-	10,319	13/32"	56	118	71	45	12	☺
DC160-05-10.400A0-	10,4		56	118	71	45	12	☺
DC160-05-10.500A0-	10,5		56	118	71	45	12	☺
DC160-05-10.600A0-	10,6		56	118	71	45	12	☺
DC160-05-10.700A0-	10,7		56	118	71	45	12	☺
DC160-05-10.716A0-	10,716	27/64"	56	118	71	45	12	☺

Kalite WJ30ET için sipariş örneği: DC160-05-03.000A0-WJ30ET

devamı

devamı

	Tanım	D _c m7 mm	D _c inç/No.	L _c mm	l ₁ mm	l ₂ mm	l ₅ mm	d ₁ h6 mm	WJ30ET
	Şaft DIN 6535 HA	DC160-05-10.800A0-		56	118	71	45	12	☺
	DC160-05-10.900A0-	10,9		56	118	71	45	12	☺
	DC160-05-11.000A0-	11		56	118	71	45	12	☺
	DC160-05-11.100A0-	11,1		56	118	71	45	12	☺
	DC160-05-11.113A0-	11,113	7/16"	56	118	71	45	12	☺
	DC160-05-11.200A0-	11,2		56	118	71	45	12	☺
	DC160-05-11.300A0-	11,3		56	118	71	45	12	☺
	DC160-05-11.400A0-	11,4		56	118	71	45	12	☺
	DC160-05-11.500A0-	11,5		56	118	71	45	12	☺
	DC160-05-11.509A0-	11,509	29/64"	56	118	71	45	12	☺
	DC160-05-11.550A0-	11,55		56	118	71	45	12	☺
	DC160-05-11.600A0-	11,6		56	118	71	45	12	☺
	DC160-05-11.700A0-	11,7		56	118	71	45	12	☺
	DC160-05-11.800A0-	11,8		56	118	71	45	12	☺
	DC160-05-11.900A0-	11,9		56	118	71	45	12	☺
	DC160-05-11.906A0-	11,906	15/32"	56	118	71	45	12	☺
	DC160-05-12.000A0-	12		56	118	71	45	12	☺
	DC160-05-12.100A0-	12,1		60	124	77	45	14	☺
	DC160-05-12.200A0-	12,2		60	124	77	45	14	☺
	DC160-05-12.250A0-	12,25		60	124	77	45	14	☺
	DC160-05-12.300A0-	12,3		60	124	77	45	14	☺
	DC160-05-12.303A0-	12,303	31/64"	60	124	77	45	14	☺
	DC160-05-12.400A0-	12,4		60	124	77	45	14	☺
	DC160-05-12.500A0-	12,5		60	124	77	45	14	☺
	DC160-05-12.600A0-	12,6		60	124	77	45	14	☺
	DC160-05-12.700A0-	12,7	1/2"	60	124	77	45	14	☺
	DC160-05-12.750A0-	12,75		60	124	77	45	14	☺
	DC160-05-12.800A0-	12,8		60	124	77	45	14	☺
	DC160-05-12.900A0-	12,9		60	124	77	45	14	☺
	DC160-05-13.000A0-	13		60	124	77	45	14	☺
	DC160-05-13.100A0-	13,1		60	124	77	45	14	☺
	DC160-05-13.200A0-	13,2		60	124	77	45	14	☺
	DC160-05-13.300A0-	13,3		60	124	77	45	14	☺
	DC160-05-13.400A0-	13,4		60	124	77	45	14	☺
	DC160-05-13.494A0-	13,494	17/32"	60	124	77	45	14	☺
	DC160-05-13.500A0-	13,5		60	124	77	45	14	☺
	DC160-05-13.600A0-	13,6		60	124	77	45	14	☺
	DC160-05-13.700A0-	13,7		60	124	77	45	14	☺
	DC160-05-13.800A0-	13,8		60	124	77	45	14	☺
	DC160-05-13.900A0-	13,9		60	124	77	45	14	☺
	DC160-05-14.000A0-	14		60	124	77	45	14	☺
	DC160-05-14.100A0-	14,1		63	133	83	48	16	☺
	DC160-05-14.200A0-	14,2		63	133	83	48	16	☺
	DC160-05-14.288A0-	14,288	9/16"	63	133	83	48	16	☺
	DC160-05-14.300A0-	14,3		63	133	83	48	16	☺
	DC160-05-14.400A0-	14,4		63	133	83	48	16	☺
	DC160-05-14.500A0-	14,5		63	133	83	48	16	☺
	DC160-05-14.600A0-	14,6		63	133	83	48	16	☺
DC160-05-14.700A0-	14,7		63	133	83	48	16	☺	
DC160-05-14.750A0-	14,75		63	133	83	48	16	☺	
DC160-05-14.800A0-	14,8		63	133	83	48	16	☺	
DC160-05-15.000A0-	15		63	133	83	48	16	☺	
DC160-05-15.100A0-	15,1		63	133	83	48	16	☺	
DC160-05-15.200A0-	15,2		63	133	83	48	16	☺	
DC160-05-15.300A0-	15,3		63	133	83	48	16	☺	
DC160-05-15.500A0-	15,5		63	133	83	48	16	☺	
DC160-05-15.600A0-	15,6		63	133	83	48	16	☺	

Kalite WJ30ET için sipariş örneği: DC160-05-03.000A0-WJ30ET

devamı



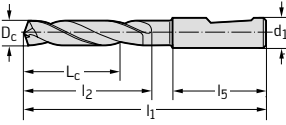
devamı

Tanım	D _c m7 mm	D _c inç/No.	L _c mm	l ₁ mm	l ₂ mm	l ₅ mm	d ₁ h6 mm	WJ30ET
Şaft DIN 6535 HA								
DC160-05-15.700A0-	15,7		63	133	83	48	16	☺
DC160-05-15.800A0-	15,8		63	133	83	48	16	☺
DC160-05-15.875A0-	15,875	5/8"	63	133	83	48	16	☺
DC160-05-15.900A0-	15,9		63	133	83	48	16	☺
DC160-05-16.000A0-	16		63	133	83	48	16	☺
DC160-05-16.100A0-	16,1		71	143	93	48	18	☺
DC160-05-16.200A0-	16,2		71	143	93	48	18	☺
DC160-05-16.300A0-	16,3		71	143	93	48	18	☺
DC160-05-16.400A0-	16,4		71	143	93	48	18	☺
DC160-05-16.500A0-	16,5		71	143	93	48	18	☺
DC160-05-16.600A0-	16,6		71	143	93	48	18	☺
DC160-05-16.700A0-	16,7		71	143	93	48	18	☺
DC160-05-16.750A0-	16,75		71	143	93	48	18	☺
DC160-05-16.800A0-	16,8		71	143	93	48	18	☺
DC160-05-17.000A0-	17		71	143	93	48	18	☺
DC160-05-17.200A0-	17,2		71	143	93	48	18	☺
DC160-05-17.300A0-	17,3		71	143	93	48	18	☺
DC160-05-17.500A0-	17,5		71	143	93	48	18	☺
DC160-05-17.600A0-	17,6		71	143	93	48	18	☺
DC160-05-17.700A0-	17,7		71	143	93	48	18	☺
DC160-05-17.800A0-	17,8		71	143	93	48	18	☺
DC160-05-18.000A0-	18		71	143	93	48	18	☺
DC160-05-18.200A0-	18,2		77	153	101	50	20	☺
DC160-05-18.500A0-	18,5		77	153	101	50	20	☺
DC160-05-18.700A0-	18,7		77	153	101	50	20	☺
DC160-05-18.800A0-	18,8		77	153	101	50	20	☺
DC160-05-19.000A0-	19		77	153	101	50	20	☺
DC160-05-19.050A0-	19,05	3/4"	77	153	101	50	20	☺
DC160-05-19.500A0-	19,5		77	153	101	50	20	☺
DC160-05-19.700A0-	19,7		77	153	101	50	20	☺
DC160-05-19.800A0-	19,8		77	153	101	50	20	☺
DC160-05-20.000A0-	20		77	153	101	50	20	☺
DC160-05-20.500A0-	20,5		86	166	108	56	25	☺
DC160-05-21.000A0-	21		86	166	108	56	25	☺
DC160-05-21.500A0-	21,5		86	166	108	56	25	☺
DC160-05-22.000A0-	22		86	166	108	56	25	☺
DC160-05-22.500A0-	22,5		91	173	115	56	25	☺
DC160-05-23.000A0-	23		91	173	115	56	25	☺
DC160-05-23.500A0-	23,5		91	173	115	56	25	☺
DC160-05-24.000A0-	24		91	173	115	56	25	☺
DC160-05-24.500A0-	24,5		97	180	122	56	25	☺
DC160-05-25.000A0-	25		97	180	122	56	25	☺
Şaft DIN 6535 HE								
DC160-05-03.000F0-	3		23	66	28	36	6	☺
DC160-05-03.100F0-	3,1		23	66	28	36	6	☺
DC160-05-03.200F0-	3,2		23	66	28	36	6	☺
DC160-05-03.250F0-	3,25		23	66	28	36	6	☺
DC160-05-03.300F0-	3,3		23	66	28	36	6	☺
DC160-05-03.400F0-	3,4		23	66	28	36	6	☺
DC160-05-03.500F0-	3,5		23	66	28	36	6	☺
DC160-05-03.600F0-	3,6		23	66	28	36	6	☺
DC160-05-03.650F0-	3,65		23	66	28	36	6	☺
DC160-05-03.700F0-	3,7		23	66	28	36	6	☺
DC160-05-03.800F0-	3,8		29	74	36	36	6	☺
DC160-05-03.900F0-	3,9		29	74	36	36	6	☺
DC160-05-04.000F0-	4		29	74	36	36	6	☺
DC160-05-04.100F0-	4,1		29	74	36	36	6	☺
DC160-05-04.200F0-	4,2		29	74	36	36	6	☺
DC160-05-04.300F0-	4,3		29	74	36	36	6	☺
DC160-05-04.400F0-	4,4		29	74	36	36	6	☺
DC160-05-04.500F0-	4,5		29	74	36	36	6	☺
DC160-05-04.600F0-	4,6		29	74	36	36	6	☺

Kalite WJ30ET için sipariş örneği: DC160-05-03.000A0-WJ30ET

devamı

devamı

	Tanım	D _c m7 mm	D _c inç/No.	L _c mm	l ₁ mm	l ₂ mm	l ₅ mm	d ₁ h6 mm	WJ30ET	
	Şaft DIN 6535 HE	DC160-05-04.650FO-	4,65		29	74	36	6	☺	
		DC160-05-04.700FO-	4,7		29	74	36	6	☺	
		DC160-05-04.800FO-	4,8		35	82	44	6	☺	
		DC160-05-04.900FO-	4,9		35	82	44	6	☺	
		DC160-05-05.000FO-	5		35	82	44	6	☺	
		DC160-05-05.100FO-	5,1		35	82	44	6	☺	
		DC160-05-05.200FO-	5,2		35	82	44	6	☺	
		DC160-05-05.300FO-	5,3		35	82	44	6	☺	
		DC160-05-05.400FO-	5,4		35	82	44	6	☺	
		DC160-05-05.500FO-	5,5		35	82	44	6	☺	
		DC160-05-05.550FO-	5,55		35	82	44	6	☺	
		DC160-05-05.600FO-	5,6		35	82	44	6	☺	
		DC160-05-05.700FO-	5,7		35	82	44	6	☺	
		DC160-05-05.800FO-	5,8		35	82	44	6	☺	
		DC160-05-05.900FO-	5,9		35	82	44	6	☺	
		DC160-05-06.000FO-	6		35	82	44	6	☺	
		DC160-05-06.100FO-	6,1		43	91	53	36	8	☺
		DC160-05-06.200FO-	6,2		43	91	53	36	8	☺
		DC160-05-06.300FO-	6,3		43	91	53	36	8	☺
		DC160-05-06.400FO-	6,4		43	91	53	36	8	☺
		DC160-05-06.500FO-	6,5		43	91	53	36	8	☺
		DC160-05-06.600FO-	6,6		43	91	53	36	8	☺
		DC160-05-06.700FO-	6,7		43	91	53	36	8	☺
		DC160-05-06.800FO-	6,8		43	91	53	36	8	☺
		DC160-05-06.900FO-	6,9		43	91	53	36	8	☺
		DC160-05-07.000FO-	7		43	91	53	36	8	☺
		DC160-05-07.100FO-	7,1		43	91	53	36	8	☺
		DC160-05-07.200FO-	7,2		43	91	53	36	8	☺
		DC160-05-07.300FO-	7,3		43	91	53	36	8	☺
		DC160-05-07.400FO-	7,4		43	91	53	36	8	☺
		DC160-05-07.500FO-	7,5		43	91	53	36	8	☺
		DC160-05-07.550FO-	7,55		43	91	53	36	8	☺
		DC160-05-07.600FO-	7,6		43	91	53	36	8	☺
		DC160-05-07.700FO-	7,7		43	91	53	36	8	☺
		DC160-05-07.800FO-	7,8		43	91	53	36	8	☺
		DC160-05-07.900FO-	7,9		43	91	53	36	8	☺
		DC160-05-08.000FO-	8		43	91	53	36	8	☺
		DC160-05-08.100FO-	8,1		49	103	61	40	10	☺
		DC160-05-08.200FO-	8,2		49	103	61	40	10	☺
		DC160-05-08.300FO-	8,3		49	103	61	40	10	☺
	DC160-05-08.400FO-	8,4		49	103	61	40	10	☺	
	DC160-05-08.500FO-	8,5		49	103	61	40	10	☺	
	DC160-05-08.600FO-	8,6		49	103	61	40	10	☺	
	DC160-05-08.700FO-	8,7		49	103	61	40	10	☺	
	DC160-05-08.800FO-	8,8		49	103	61	40	10	☺	
	DC160-05-08.900FO-	8,9		49	103	61	40	10	☺	
	DC160-05-09.000FO-	9		49	103	61	40	10	☺	
	DC160-05-09.100FO-	9,1		49	103	61	40	10	☺	
	DC160-05-09.200FO-	9,2		49	103	61	40	10	☺	
	DC160-05-09.300FO-	9,3		49	103	61	40	10	☺	
	DC160-05-09.400FO-	9,4		49	103	61	40	10	☺	
	DC160-05-09.500FO-	9,5		49	103	61	40	10	☺	
	DC160-05-09.550FO-	9,55		49	103	61	40	10	☺	
	DC160-05-09.600FO-	9,6		49	103	61	40	10	☺	
	DC160-05-09.700FO-	9,7		49	103	61	40	10	☺	
	DC160-05-09.800FO-	9,8		49	103	61	40	10	☺	
	DC160-05-09.900FO-	9,9		49	103	61	40	10	☺	

Kalite WJ30ET için sipariş örneği: DC160-05-03.000A0-WJ30ET

devamı



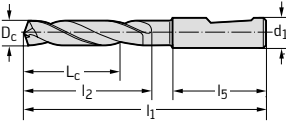
devamı

Tanım	D _c m7 mm	D _c inç/No.	L _c mm	l ₁ mm	l ₂ mm	l ₅ mm	d ₁ h6 mm	WJ30ET
Şaft DIN 6535 HE								
DC160-05-10.000FO-	10		49	103	61	40	10	☺
DC160-05-10.100FO-	10,1		56	118	71	45	12	☺
DC160-05-10.200FO-	10,2		56	118	71	45	12	☺
DC160-05-10.300FO-	10,3		56	118	71	45	12	☺
DC160-05-10.400FO-	10,4		56	118	71	45	12	☺
DC160-05-10.500FO-	10,5		56	118	71	45	12	☺
DC160-05-10.600FO-	10,6		56	118	71	45	12	☺
DC160-05-10.700FO-	10,7		56	118	71	45	12	☺
DC160-05-10.800FO-	10,8		56	118	71	45	12	☺
DC160-05-10.900FO-	10,9		56	118	71	45	12	☺
DC160-05-11.000FO-	11		56	118	71	45	12	☺
DC160-05-11.100FO-	11,1		56	118	71	45	12	☺
DC160-05-11.200FO-	11,2		56	118	71	45	12	☺
DC160-05-11.300FO-	11,3		56	118	71	45	12	☺
DC160-05-11.400FO-	11,4		56	118	71	45	12	☺
DC160-05-11.500FO-	11,5		56	118	71	45	12	☺
DC160-05-11.550FO-	11,55		56	118	71	45	12	☺
DC160-05-11.600FO-	11,6		56	118	71	45	12	☺
DC160-05-11.700FO-	11,7		56	118	71	45	12	☺
DC160-05-11.800FO-	11,8		56	118	71	45	12	☺
DC160-05-11.900FO-	11,9		56	118	71	45	12	☺
DC160-05-12.000FO-	12		56	118	71	45	12	☺
DC160-05-12.100FO-	12,1		60	124	77	45	14	☺
DC160-05-12.200FO-	12,2		60	124	77	45	14	☺
DC160-05-12.250FO-	12,25		60	124	77	45	14	☺
DC160-05-12.300FO-	12,3		60	124	77	45	14	☺
DC160-05-12.400FO-	12,4		60	124	77	45	14	☺
DC160-05-12.500FO-	12,5		60	124	77	45	14	☺
DC160-05-12.600FO-	12,6		60	124	77	45	14	☺
DC160-05-12.700FO-	12,7	1/2"	60	124	77	45	14	☺
DC160-05-12.750FO-	12,75		60	124	77	45	14	☺
DC160-05-12.800FO-	12,8		60	124	77	45	14	☺
DC160-05-12.900FO-	12,9		60	124	77	45	14	☺
DC160-05-13.000FO-	13		60	124	77	45	14	☺
DC160-05-13.100FO-	13,1		60	124	77	45	14	☺
DC160-05-13.200FO-	13,2		60	124	77	45	14	☺
DC160-05-13.300FO-	13,3		60	124	77	45	14	☺
DC160-05-13.400FO-	13,4		60	124	77	45	14	☺
DC160-05-13.500FO-	13,5		60	124	77	45	14	☺
DC160-05-13.600FO-	13,6		60	124	77	45	14	☺
DC160-05-13.700FO-	13,7		60	124	77	45	14	☺
DC160-05-13.800FO-	13,8		60	124	77	45	14	☺
DC160-05-13.900FO-	13,9		60	124	77	45	14	☺
DC160-05-14.000FO-	14		60	124	77	45	14	☺
DC160-05-14.100FO-	14,1		63	133	83	48	16	☺
DC160-05-14.200FO-	14,2		63	133	83	48	16	☺
DC160-05-14.300FO-	14,3		63	133	83	48	16	☺
DC160-05-14.400FO-	14,4		63	133	83	48	16	☺
DC160-05-14.500FO-	14,5		63	133	83	48	16	☺
DC160-05-14.600FO-	14,6		63	133	83	48	16	☺
DC160-05-14.700FO-	14,7		63	133	83	48	16	☺
DC160-05-14.750FO-	14,75		63	133	83	48	16	☺
DC160-05-14.800FO-	14,8		63	133	83	48	16	☺
DC160-05-15.000FO-	15		63	133	83	48	16	☺
DC160-05-15.100FO-	15,1		63	133	83	48	16	☺
DC160-05-15.200FO-	15,2		63	133	83	48	16	☺
DC160-05-15.300FO-	15,3		63	133	83	48	16	☺
DC160-05-15.500FO-	15,5		63	133	83	48	16	☺
DC160-05-15.600FO-	15,6		63	133	83	48	16	☺
DC160-05-15.700FO-	15,7		63	133	83	48	16	☺
DC160-05-15.800FO-	15,8		63	133	83	48	16	☺

Kalite WJ30ET için sipariş örneği: DC160-05-03.000A0-WJ30ET

devamı

devamı

	Tanım	D _c m7 mm	D _c inç/No.	L _c mm	l ₁ mm	l ₂ mm	l ₅ mm	d ₁ h6 mm	WJ30ET	
	Şaft DIN 6535 HE	DC160-05-15.900FO-	15,9		63	133	83	48	16	☺
		DC160-05-16.000FO-	16		63	133	83	48	16	☺
		DC160-05-16.100FO-	16,1		71	143	93	48	18	☺
		DC160-05-16.200FO-	16,2		71	143	93	48	18	☺
		DC160-05-16.300FO-	16,3		71	143	93	48	18	☺
		DC160-05-16.400FO-	16,4		71	143	93	48	18	☺
		DC160-05-16.500FO-	16,5		71	143	93	48	18	☺
		DC160-05-16.600FO-	16,6		71	143	93	48	18	☺
		DC160-05-16.700FO-	16,7		71	143	93	48	18	☺
		DC160-05-16.750FO-	16,75		71	143	93	48	18	☺
		DC160-05-16.800FO-	16,8		71	143	93	48	18	☺
		DC160-05-17.000FO-	17		71	143	93	48	18	☺
		DC160-05-17.200FO-	17,2		71	143	93	48	18	☺
		DC160-05-17.300FO-	17,3		71	143	93	48	18	☺
		DC160-05-17.500FO-	17,5		71	143	93	48	18	☺
		DC160-05-17.600FO-	17,6		71	143	93	48	18	☺
		DC160-05-17.700FO-	17,7		71	143	93	48	18	☺
		DC160-05-17.800FO-	17,8		71	143	93	48	18	☺
		DC160-05-18.000FO-	18		71	143	93	48	18	☺
		DC160-05-18.200FO-	18,2		77	153	101	50	20	☺
		DC160-05-18.500FO-	18,5		77	153	101	50	20	☺
		DC160-05-18.700FO-	18,7		77	153	101	50	20	☺
		DC160-05-18.800FO-	18,8		77	153	101	50	20	☺
		DC160-05-19.000FO-	19		77	153	101	50	20	☺
		DC160-05-19.500FO-	19,5		77	153	101	50	20	☺
	DC160-05-19.700FO-	19,7		77	153	101	50	20	☺	
	DC160-05-19.800FO-	19,8		77	153	101	50	20	☺	
	DC160-05-20.000FO-	20		77	153	101	50	20	☺	
	DC160-05-20.500FO-	20,5		86	166	108	56	25	☺	
	DC160-05-21.000FO-	21		86	166	108	56	25	☺	
	DC160-05-21.500FO-	21,5		86	166	108	56	25	☺	
	DC160-05-22.000FO-	22		86	166	108	56	25	☺	
	DC160-05-22.500FO-	22,5		91	173	115	56	25	☺	
	DC160-05-23.000FO-	23		91	173	115	56	25	☺	
	DC160-05-23.500FO-	23,5		91	173	115	56	25	☺	
	DC160-05-24.000FO-	24		91	173	115	56	25	☺	
	DC160-05-24.500FO-	24,5		97	180	122	56	25	☺	
	DC160-05-25.000FO-	25		97	180	122	56	25	☺	

Kalite WJ30ET için sipariş örneği: DC160-05-03.000A0-WJ30ET



Karbür matkaplar için kesme değerleri

Karbür matkaplar – içten soğutmalı

Malzeme grubu	= Iskaj işleme (E = Emülsiyon, O = Yağ) = Kuru işleme mümkündür (M=Az miktarda yağlama (MQL), L=Kuru) Kesme değerleri Walter GPS'den seçilebilir v_c = Kesme hızı VRR = İlerleme referans değerleri $VCCR$ = v_c referans standartları * Malzeme grupları sıralamasını karşılaştırma tablosunda bulabilirsiniz		Delik derinliği		3 x D _c								
			Tanım		DC260 Advance X-treme Evo				DC160 Advance X-treme Evo				
			Standart		Walter				DIN 6537 K				
			Kalite		WJ30ET				WJ30ET				
			Çap aralığı [mm]		3,3–14				3–20				
Sayfa		5				6							
Ana malzeme gruplarının ve harf tanımlarının sınıflandırması		HB Brinell sertliği	Çekme mukavemeti R _m (N/mm ²)	İşleme grubu *	v_c	VRR			v_c	VRR			
P	Alaşımsız çelik	C ≤ % 0,25	Tavlınmış	125	62	P1	140	10	E O	140	10	E O	
		C > % 0,25... ≤ % 0,55	Tavlınmış	190	93	P2	140	12	E O	140	12	E O	
		C > % 0,25... ≤ % 0,55	İslah edilmiş	210	103	P3	140	12	E O	140	12	E O	
		C > % 0,55	Tavlınmış	190	93	P4	140	9	E O	140	9	E O	
		C > % 0,55	İslah edilmiş	300	146	P5	120	10	E O	110	10	E O	
		Otomat çeliği (kısa talaş veren)	Tavlınmış	220	109	P6	160	12	E O	160	12	E O	
	Düşük alaşımlı çelik	Tavlınmış	175	86	P7	140	10	E O	140	10	E O		
		İslah edilmiş	285	139	P8	100	10	E O	100	10	E O		
		İslah edilmiş	380	186	P9	63	8	E O	56	8	E O		
		İslah edilmiş	430	215	P10	71	5	E O	63	5	E O		
Yüksek alaşımlı çelik ve yüksek alaşımlı takım çeliği	Tavlınmış	200	99	P11	100	9	E O	90	9	E O			
	Sertleştirilmiş ve temperlenmiş	300	146	P12	120	10	E O	110	10	E O			
Paslanmaz çelik	Sertleştirilmiş ve temperlenmiş	380	186	P13	56	7	E O	50	7	E O			
	Ferritik veya martensitik, tavlınmış	200	99	P14	120	12	E O	120	12	E O			
M	Paslanmaz çelik	Martensitik, ıslah edilmiş	330	161	P15	63	10	E O	56	10	E O		
		Östenitik, suda tavlınmış	200	99	M1	56	6	E O	50	6	E O		
		Östenitik, çökertilerek sertleştirilmiş (PH)	300	146	M2	50	6	E O	45	6	E O		
		Östenitik/ferritik, Dupleks	230	113	M3	40	5	E O	36	5	E O		
K	Temper döküm	Ferritik	200	58	K1	110	16	E O	110	16	E O		
		Perlitik	260	102	K2	100	16	E O	100	16	E O		
	Gri döküm demir	Düşük çekme mukavemeti	180	29	K3	140	16	E O	120	16	E O		
		Yüksek çekme mukavemeti / östenitik	245	51	K4	110	16	E O	110	16	E O		
	Sfero	Ferritik	155	58	K5	160	20	E O	140	20	E O		
		Perlitik	265	102	K6	100	16	E O	100	16	E O		
GGV (CGI)		230	58	K7	110	16	E O	110	16	E O			
N	Alüminyum dövme alaşımları	Çökertilerek sertleşemeyen	30	-	N1	450	16	E O	M	400	16	E O	M
		Çökertilerek sertleşebilen, çökertilerek sertleştirilmiş	100	49	N2	450	16	E O	M	400	16	E O	M
	Alüminyum döküm alaşımları	≤ % 12 Si, çökertilerek sertleşemeyen	75	38	N3	280	16	E O	M	250	16	E O	M
		≤ % 12 Si, çökertilerek sertleşebilen, çökertilerek sertleştirilmiş	90	45	N4	250	16	E O	M	250	16	E O	M
	Magnezyum alaşımları	> % 12 Si, çökertilerek sertleşemeyen	130	65	N5	200	16	E O	M	200	16	E O	M
			70	36	N6								
S	Bakır ve bakır alaşımları (Bronz/Pirinç)	Alaşımsız, elektrolitik bakır	100	49	N7	200	9	E O	200	9	E O		
		Pirinç, bronz, kızıl döküm	90	45	N8	180	10	E O	180	10	E O		
		Bakır alaşımı, kısa talaş veren	110	55	N9	200	12	E O	200	12	E O		
		Yüksek dayanımlı, Ampco	300	146	N10	50	5	E O	50	5	E O		
	Isıya dayanıklı alaşımlar	Demir bazlı	Tavlınmış	200	99	S1	45	4	E O	40	4	E O	
Sertleştirilmiş		280	136	S2	32	4	E O	28	4	E O			
	Nikel veya Kobalt bazlı	Tavlınmış	250	122	S3	36	5	E O	32	5	E O		
	Sertleştirilmiş	350	171	S4	14	4	E O	14	4	E O			
Titanyum alaşımları	Dökme	320	157	S5	28	4	E O	25	4	E O			
	Saf Titanyum	200	99	S6	63	6	E O	56	6	E O			
Wolfram bazlı alaşımlar	α ve β alaşımları, sertleştirilmiş	375	183	S7	40	4	E O	40	4	E O			
	β alaşımları	410	203	S8	36	4	E O	36	4	E O			
Molibden (madensel boya) bazlı alaşımlar		300	146	S9	50	5	E O	50	5	E O			
H	Sertleştirilmiş çelik		300	146	S10	50	5	E O	50	5	E O		
		Sertleştirilmiş ve temperlenmiş	50 HRC	-	H1	50	3	O E	45	3	O E		
		Sertleştirilmiş ve temperlenmiş	55 HRC	-	H2								
	Sertleştirilmiş ve temperlenmiş	60 HRC	-	H3									
Sertleştirilmiş dökme demir	Sertleştirilmiş ve temperlenmiş	55 HRC	-	H4									
O	Termoplastik malzemeler	Aşındırıcı dolgu maddesi içermez			O1	110	16	E O	110	16	E O		
		Aşındırıcı dolgu maddesi içermez			O2								
	Duroplastik malzemeler			O3									
	Cam elyaf takviyeli plastik	GFRP			O4								
	Karbon elyaf takviyeli plastik	CFRP			O5								
	Aramid elyaf takviyeli plastik	AFRP			O6								
Grafit (teknik)		80 Shore											





Belirtilen kesme değerleri ortalama referans değerlerdir.
Özel kullanım durumlarında uyarılma yapılması önerilir.

	5 x D _c				8 x D _c				12 x D _c				16 x D _c				20 x D _c				25 x D _c				30 x D _c			
	DC160 Advance X-treme Evo				DC160 Advance X-treme Evo				DC160 Advance X-treme Evo				DC160 Advance X-treme Evo				DC160 Advance X-treme Evo				DC160 Advance X-treme Evo				DC160 Advance X-treme Evo			
	DIN 6537 L				Walter				Walter				Walter				Walter				Walter				Walter			
	WJ30ET				WJ30ET				WJ30EU				WJ30EU				WJ30EU				WJ30EU				WJ30EU			
	3-25				3-20				3-20				3-16				3-16				3-12				3-12			
	13				21				24				27				28				29				30			
	v _c	VRR			v _c	VRR			v _c	VRR			v _c	VRR			v _c	VRR			v _c	VRR			v _c	VRR		
140	10	E0			140	10	E0		120	10	E0		120	12	E0		120	12	E0		120	12	E0		120	12	E0	
140	12	E0			140	12	E0		120	12	E0		110	12	E0		110	12	E0		110	12	E0		110	12	E0	
120	12	E0			120	12	E0		110	12	E0		80	10	E0		80	10	E0		80	10	E0		80	10	E0	
140	9	E0			140	9	E0		120	9	E0		90	10	E0		90	10	E0		90	10	E0		90	10	E0	
110	10	E0			110	10	E0		90	10	E0		71	10	E0		71	10	E0		71	10	E0		71	10	E0	
160	12	E0			140	12	E0		140	12	E0		120	12	E0		120	12	E0		120	12	E0		120	12	E0	
140	10	E0			140	10	E0		120	10	E0		110	12	E0		110	12	E0		110	12	E0		110	12	E0	
100	10	E0			90	10	E0		80	10	E0		63	10	E0		63	10	E0		63	10	E0		63	10	E0	
50	8	E0			50	8	E0		40	8	E0		56	8	E0		56	8	E0		56	8	E0		56	8	E0	
56	5	E0			56	5	E0		45	5	E0		36	7	E0		36	7	E0		36	7	E0		36	7	E0	
90	9	E0			90	9	E0		80	9	E0		90	9	E0		90	9	E0		90	9	E0		90	9	E0	
110	10	E0			110	10	E0		90	10	E0		80	10	E0		80	10	E0		80	10	E0		80	10	E0	
50	7	E0			45	7	E0		36	7	E0		56	8	E0		56	8	E0		56	8	E0		56	8	E0	
120	12	E0			110	12	E0		100	12	E0		90	10	E0		90	10	E0		90	10	E0		90	10	E0	
56	10	E0			56	10	E0		50	10	E0		63	9	E0		63	9	E0		63	9	E0		63	9	E0	
50	6	E0			50	6	E0		45	6	E0		45	6	E0		45	6	E0		45	6	E0		45	6	E0	
45	6	E0			45	6	E0		40	6	E0		56	6	E0		56	6	E0		56	6	E0		56	6	E0	
36	5	E0			36	5	E0		32	5	E0		40	4	E0		40	4	E0		40	4	E0		40	4	E0	
110	16	E0			110	16	E0		100	16	E0		110	16	E0		110	16	E0		110	16	E0		110	16	E0	
100	16	E0			90	16	E0		80	16	E0		80	16	E0		80	16	E0		80	16	E0		80	16	E0	
120	16	E0			120	16	E0		110	16	E0		140	16	E0		140	16	E0		140	16	E0		140	16	E0	
110	16	E0			100	16	E0		90	16	E0		110	16	E0		110	16	E0		110	16	E0		110	16	E0	
140	20	E0			140	20	E0		120	20	E0		120	16	E0		120	16	E0		120	16	E0		120	16	E0	
100	16	E0			90	16	E0		80	16	E0		80	16	E0		80	16	E0		80	16	E0		80	16	E0	
110	16	E0			100	16	E0		90	16	E0		90	16	E0		90	16	E0		90	16	E0		90	16	E0	
400	16	E0	M		400	16	E0	M	360	16	E0	M	120	20	E0	M	110	20	E0	M	100	20	E0	M	100	20	E0	M
400	16	E0	M		400	16	E0	M	360	16	E0	M	120	20	E0	M	110	20	E0	M	100	20	E0	M	100	20	E0	M
250	16	E0	M		250	16	E0	M	220	16	E0	M	120	20	E0	M	110	20	E0	M	100	20	E0	M	100	20	E0	M
250	16	E0	M		250	16	E0	M	220	16	E0	M	120	20	E0	M	110	20	E0	M	100	20	E0	M	100	20	E0	M
200	16	E0	M		180	16	E0	M	160	16	E0	M	120	16	E0	M	110	16	E0	M	100	16	E0	M	100	16	E0	M
200	9	E0			180	9	E0		160	9	E0		180	8	E0		160	8	E0		120	8	E0		120	8	E0	
180	10	E0			160	10	E0		140	10	E0		160	10	E0		140	10	E0		110	10	E0		110	10	E0	
200	12	E0			180	12	E0		160	12	E0		180	12	E0		160	12	E0		120	12	E0		120	12	E0	
50	5	E0			45	5	E0		40	5	E0		56	5	E0		56	5	E0		56	5	E0		56	5	E0	
40	4	E0			40	4	E0		36	4	E0		36	4	E0		36	4	E0		36	4	E0		36	4	E0	
28	4	E0			28	4	E0		25	4	E0		22	2	E0		22	2	E0		22	2	E0		22	2	E0	
32	5	E0			32	5	E0		28	5	E0		32	4	E0		32	4	E0		32	4	E0		32	4	E0	
12	4	E0			12	4	E0		11	4	E0		12	3	E0		12	3	E0		12	3	E0		12	3	E0	
25	4	E0			25	4	E0		22	4	E0		22	3	E0		22	3	E0		22	3	E0		22	3	E0	
50	6	E0			45	6	E0		40	6	E0		56	6	E0		56	6	E0		56	6	E0		56	6	E0	
40	4	E0			40	4	E0		32	4	E0		40	4	E0		40	4	E0		40	4	E0		40	4	E0	
36	4	E0			32	4	E0		28	4	E0		36	4	E0		36	4	E0		36	4	E0		36	4	E0	
50	5	E0			45	5	E0		40	5	E0		22	3	E0		22	3	E0		22	3	E0		22	3	E0	
50	5	E0			45	5	E0		40	5	E0		22	3	E0		22	3	E0		22	3	E0		22	3	E0	
40	3	O E											36	3	O E		36	3	O E		36	3	O E		36	3	O E	
110	16	E0			110	16	E0		100	16	E0		110	16	E0		110	16	E0		110	16	E0		110	16	E0	

Karbür matkaplar için kesme değerleri Dıştan soğutmalı karbür matkaplar

Malzeme grubu	= Iskaj işleme (E = Emülsiyon, O = Yağ) = Kuru işleme mümkündür (M=Az miktarda yağlama (MQL), L=Kuru) Kesme değerleri Walter GPS'den seçilebilir v_c = Kesme hızı VRR = İlerleme referans değerleri VCRR = v_c referans standartları * Malzeme grupları sıralamasını karşılaştırma tablosunda bulabilirsiniz		Delik derinliği		3 x D _c								
			Tanım	DC260 Advance X-treme Evo				DC160 Advance X-treme Evo					
			Standart	Walter				DIN 6537 K					
			Kalite	WJ30ET				WJ30ET					
			Çap aralığı [mm]	3,3–14,5				3–20					
			Sayfa	31				32					
Ana malzeme gruplarının ve harf tanımlarının sınıflandırması		HB Brinell sertliği	Çekme mukavemeti R _m [N/mm ²]	İşleme grubu *	v_c	VRR			v_c	VRR			
P	Alaşımsız çelik	C ≤ % 0,25	Tavlınmış	125	62	P1	120	12	E O				
		C > % 0,25... ≤ % 0,55	Tavlınmış	190	93	P2	120	12	E O				
		C > % 0,25... ≤ % 0,55	İslah edilmiş	210	103	P3	120	12	E O				
		C > % 0,55	Tavlınmış	190	93	P4	120	10	E O				
		C > % 0,55	İslah edilmiş	300	146	P5	100	10	E O				
		Otomat çeliği (kısa talaş veren)	Tavlınmış	220	109	P6	120	16	E O				
	Düşük alaşımlı çelik	Tavlınmış	175	86	P7	120	12	E O					
		İslah edilmiş	285	139	P8	90	10	E O					
		İslah edilmiş	380	186	P9	71	7	E O					
		İslah edilmiş	430	215	P10	50	5	E O					
	Yüksek alaşımlı çelik ve yüksek alaşımlı takım çeliği	Tavlınmış	200	99	P11	90	9	E O					
		Sertleştirilmiş ve temperlenmiş	300	146	P12	100	10	E O					
Paslanmaz çelik	Sertleştirilmiş ve temperlenmiş	380	186	P13	45	7	E O						
	Ferritik veya martensitik, tavlınmış	200	99	P14	110	12	E O						
M	Paslanmaz çelik	Martensitik, ıslah edilmiş	330	161	P15	71	10	E O					
		Östenitik, suda tavlınmış	200	99	M1								
		Östenitik, çökertilerek sertleştirilmiş (PH)	300	146	M2								
K	Temper döküm	Östenitik/ferritik, Dupleks	230	113	M3								
		Ferritik	200	58	K1	90	16	E O					
	Gri döküm demir	Perlitik	260	102	K2	90	12	E O					
		Düşük çekme mukavemeti	180	29	K3	110	16	E O					
		Yüksek çekme mukavemeti / östenitik	245	51	K4	90	16	E O					
		Ferritik	155	58	K5	120	16	E O					
Sfero	Ferritik	265	102	K6	90	12	E O						
	Perlitik	230	58	K7	110	2	E O						
N	Alüminyum dövme alaşımları	GGV (CGI)	30	-	N1								
		Çökertilerek sertleşemeyen	100	49	N2								
	Alüminyum döküm alaşımları	çökertilerek sertleşebilen, çökertilerek sertleştirilmiş	75	38	N3	250	16	E O	M	250	16	E O	M
		≤ % 12 Si, çökertilerek sertleşemeyen	90	45	N4	220	16	E O	M	220	16	E O	M
		≤ % 12 Si, çökertilerek sertleşebilen, çökertilerek sertleştirilmiş	130	65	N5	180	12	E O	M	180	12	E O	M
		> % 12 Si, çökertilerek sertleşemeyen	70	36	N6								
S	Bakır ve bakır alaşımları (Bronz/Pirinç)	Magnezyum alaşımları	100	49	N7	200	6	E O					
		Alaşımsız, elektrolitik bakır	90	45	N8	180	10	E O					
		Pirinç, bronz, kızıl döküm	110	55	N9	200	16	E O					
		Bakır alaşımı, kısa talaş veren	300	146	N10	45	5	E O					
	Yüksek dayanımlı, Ampco	200	99	S1									
H	Isıya dayanıklı alaşımlar	Demir bazlı	Sertleştirilmiş	280	136	S2							
		Nikel veya Kobalt bazlı	Tavlınmış	250	122	S3							
			Sertleştirilmiş	350	171	S4							
			Dökme	320	157	S5							
		Titanyum alaşımları	Saf Titanyum	200	99	S6	45	5	E O				
	α ve β alaşımları, sertleştirilmiş		375	183	S7	32	3	E O					
	β alaşımları		410	203	S8	28	3	E O					
	Wolfram bazlı alaşımlar		300	146	S9								
	Molibden (madensel boya) bazlı alaşımlar		300	146	S10								
	O	Sertleştirilmiş çelik	Sertleştirilmiş ve temperlenmiş	50 HRC	-	H1	36	3	O E				
Sertleştirilmiş ve temperlenmiş			55 HRC	-	H2								
Sertleştirilmiş ve temperlenmiş			60 HRC	-	H3								
Termoplastik malzemeler		Sertleştirilmiş dökme demir	55 HRC	-	H4								
		Termoplastik malzemeler	Aşındırıcı dolgu maddesi içermez			O1	100	16	E O				
		Duroplastik malzemeler	Aşındırıcı dolgu maddesi içermez			O2							
Duroplastik malzemeler	Cam elyaf takviyeli plastik	GFRP			O3								
	Karbon elyaf takviyeli plastik	CFRP			O4								
	Aramid elyaf takviyeli plastik	AFRP			O5								
	Grafit (teknik)		80 Shore		O6								

VRR: İlerleme referans standartları

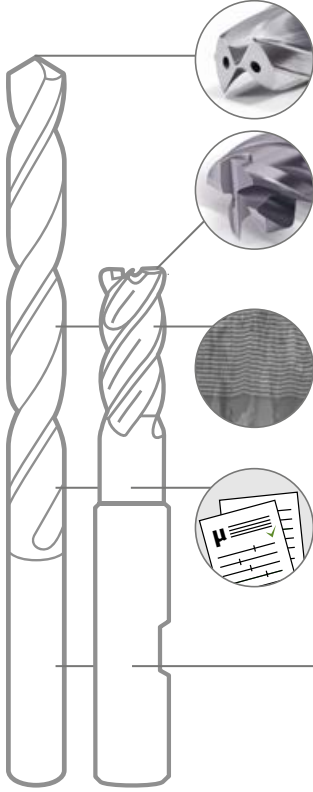
5 x D _c				
DC160 Advance X-treme Evo				
DIN 6537 L				
WJ30ET				
3-25				
39				
				
v _c	VRR			
100	12	E0		
110	12	E0		
100	12	E0		
110	10	E0		
71	10	E0		
100	16	E0		
110	12	E0		
63	10	E0		
50	7	E0		
36	5	E0		
71	9	E0		
71	10	E0		
45	7	E0		
90	12	E0		
50	10	E0		
80	16	E0		
80	12	E0		
100	16	E0		
80	16	E0		
100	16	E0		
80	12	E0		
90	2	E0		
250	16	E0	M	
220	16	E0	M	
180	12	E0	M	
180	6	E0		
160	10	E0		
200	16	E0		
45	5	E0		
32	5	E0		
22	3	E0		
20	3	E0		
28	3	O E		
100	16	E0		

VRR	İlerleme f [mm], Çap [mm] için									
	3	4	5	6	8	10	12	15	20	25
1	0,008	0,013	0,017	0,018	0,021	0,024	0,026	0,029	0,033	0,037
2	0,017	0,027	0,033	0,037	0,042	0,047	0,052	0,058	0,067	0,075
3	0,025	0,040	0,050	0,055	0,063	0,071	0,077	0,087	0,10	0,11
4	0,033	0,053	0,067	0,073	0,084	0,094	0,10	0,12	0,13	0,15
5	0,042	0,067	0,083	0,091	0,11	0,12	0,13	0,14	0,17	0,19
6	0,050	0,080	0,10	0,11	0,13	0,14	0,15	0,17	0,20	0,22
7	0,058	0,093	0,12	0,13	0,15	0,16	0,18	0,20	0,23	0,26
8	0,067	0,11	0,13	0,15	0,17	0,19	0,21	0,23	0,27	0,30
9	0,075	0,12	0,15	0,16	0,19	0,21	0,23	0,26	0,30	0,34
10	0,083	0,13	0,17	0,18	0,21	0,24	0,26	0,29	0,33	0,37
12	0,10	0,16	0,20	0,22	0,25	0,28	0,31	0,35	0,40	0,45
16	0,13	0,21	0,27	0,29	0,34	0,38	0,41	0,46	0,53	0,60
20	0,17	0,27	0,33	0,37	0,42	0,47	0,52	0,58	0,67	0,75
25	0,21	0,33	0,42	0,46	0,53	0,59	0,65	0,72	0,83	0,93
30	0,25	0,40	0,50	0,55	0,63	0,71	0,77	0,87	1,00	1,12

Belirtilen kesme değerleri ortalama referans değerlerdir.
Özel kullanım durumlarında uyarılma yapılması önerilir.

Üretici kalitesinde takım yenileme fark yaratır

Walter Multiply ile Reconditioning Hizmeti, üretim masraflarının düşürülmesinde önemli pay sahibidir. Yeni ürün ile eşdeğerde Walter Titex ve Walter Prototyp takımlarını, üretici kalitesinde etkileyici fiyat/performans oranları ile elde edebilirsiniz.



ORİJİNAL GEOMETRİLER

Kesme kenarı geometrileri karmaşıktır. Bunları yeniden orijinal durumuna getirmek için Walter, üretici bilgi birikimini takım yenilemede de hizmetinize sunmaktadır.

ORİJİNAL KAPLAMA

Kaplama takım performansı açısından büyük önem taşır. Sadece Walter takımınızı orijinal yöntemle yeniden kaplayabilir.

ORİJİNAL TOLERANSLARI

Takım yenileme sürecindeki kalite ölçütleri, yeni ürünler ile aynıdır. Bu değerlere uyabilmek için en modern ölçüm yöntemlerini kullanıyoruz.

RECONDITIONING ÜRÜN YELPAZESİ

Walter karbür freze ve matkap standart ve özel takım olarak yeniden düzenlenebilir.



Reconditioning Service
Original Walter Quality

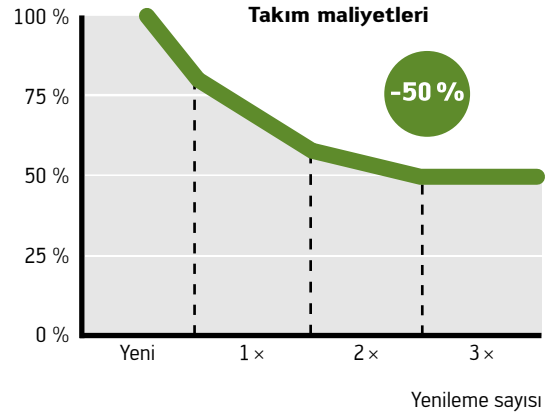
% 100 KALİTE İŞARETİMİZ

"Original Walter Quality" etiketine dikkat ediniz. Bu etiket, üretici kalitesinde takım yenilemesini ifade eder ve sipariş dokümanlarında, Reconditioning Hizmetimizin hangi takımlar için önerildiğini gösterir.

MALİYETİ % 50 AZALTIN!

Takımlar genellikle kullanım potansiyelinin tamamına ulaşmadan önce imha edilmektedir – Walter bu takımlar için üretici kalitesinde yenileme hizmeti sunuyor. Maliyetlerinizi azaltın, sabit üretim proseslerinden ve takım ömürlerinden kazanç elde edin: Dünya çapında bulunan Reconditioning merkezlerimizden birindeki takım yenileme sayesinde. Böylece takım maliyetlerinden % 50'ye varan tasarruf elde edebilirsiniz!

Ayrıntılı bilgi için: www.reconditioning.walter



Standart takımınızı şu şekilde bulabilir ve sipariş edebilirsiniz:



Kişisel – Dünya çapında

Bize telefon, faks veya e-posta üzerinden ulaşabilirsiniz. Yerel irtibat için iletişim bilgilerini web sitemizde bulabilirsiniz: walter-tools.com



Walter Genel Kataloğu 2017

Walter, Walter Titex ve Walter Prototyp yetkin markalarımızı kapsayan genel standart takım programını içermektedir. Bu katalog sürekli olarak en güncel ürün yenilikleri kataloğu ile tamamlanmaktadır.

"walter-tools.com" adresi altında Walter ürünlerini online olarak daha hızlı ve daha kolay bulabilir ve sipariş verebilirsiniz – Akıllı telefon, tablet veya PC üzerinden. Avantajınız: Her türde cihazdan en iyi görüntü ile doğrudan erişim – Üstelik istediğiniz an ve her yerde!

Walter Online Katalog



Takım bazında arama

Walter Online Kataloğunda, basılı ürün kataloğumuzun bilindik yapısında, ilave filtre ve arama fonksiyonları ile ürünleri bulabilirsiniz. Ayrıca, alışveriş fonksiyonu ve takım resimlerine erişim için bağlantılar entegre edilmiştir.

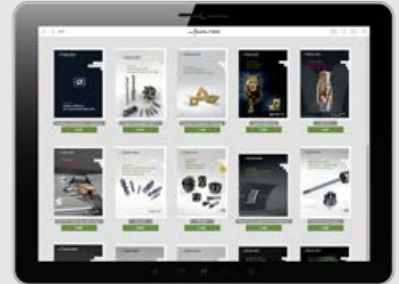
Walter GPS



Uygulama bazında arama

Walter GPS ile birkaç aşamada ilgili iş parçasına yönelik en uygun metal işleme çözümünü çevrimiçi ve çevrimdışı olarak bulabilirsiniz. Ayrıca gerekirse doğrudan Walter TOOLSHOP'a aktarabilirsiniz!

Walter e-Library



Doküman bazında arama

Walter e-Library uygulaması ile mobil cihazlarınız üzerinden de birkaç saniyede ihtiyacınız olan tüm bilgiye ulaşabilirsiniz: Örneğin broşürler ve kataloglar – çevrimiçi ve çevrimdışı, 17 dilde.

Dijital sipariş verme yolları



TOOLSHOP



EDI B2B

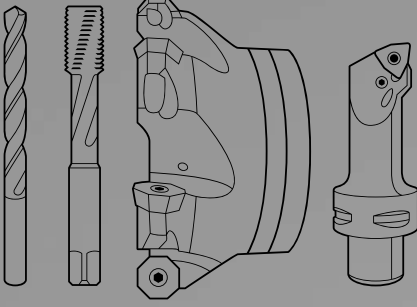
Walter TOOLSHOP & EDI

Walter TOOLSHOP müşterilere hızlı yoldan bilgi ve sipariş imkanları sunmaktadır. EDI (Electronic Data Interchange) aracılığıyla doküman (örn. İş emirleri) değişimi de yapılabilir. Ayrıca özel takımlar sipariş edilebilir.

Walter AG

Derendinger Straße 53, 72072 Tübingen
Postfach 2049, 72010 Tübingen
Germany

walter-tools.com



Walter Kesici Takımlar Sanayi ve Ticaret Ltd. Şti.
İstanbul, Türkiye
+90 (0) 216 528 1900 Pbx, service.tr@walter-tools.com